

Special Eurobarometer 494

Report

EU citizens and development cooperation

Fieldwork
June 2019
Publication
October 2019

Survey requested by the European Commission,
Directorate-General for International Cooperation and Development
and co-ordinated by the Directorate-General for Communication

This document does not represent the point of view of the European Commission.
The interpretations and opinions contained in it are solely those of the authors.

Special Eurobarometer 494

Report

EU citizens and development cooperation

June 2019

Survey conducted by Kantar Belgium at the request of the European Commission,
Directorate-General for International Cooperation and Development

Survey co-ordinated by the European Commission, Directorate-General for Communication
(DG COMM "Media monitoring and Eurobarometer" Unit)

Project title

Special Eurobarometer 494
“EU citizens and development cooperation”
Report

Linguistic version
Catalogue number
ISBN

EN
MN-01-19-674-EN-N
978-92-76-09498-2
doi:10.2841/273961

© European Union, 2019

<https://ec.europa.eu/commfrontoffice/publicopinion>

TABLE OF CONTENTS

INTRODUCTION	3
KEY FINDINGS	5
KEY SOCIO-DEMOGRAPHIC FINDINGS	7
I. IMPORTANCE OF DEVELOPMENT COOPERATION	9
1 Perceived importance of development cooperation	9
2 Tackling poverty in developing countries as one of the main priorities for the EU and national governments	14
3 Tackling poverty in developing countries is in the EU's own interest	23
4 Is financial assistance to developing countries an effective way to strengthen the EU's influence in the world?	28
5 Development cooperation contributing to a more peaceful and equal world	31
6 Aid for developing countries as a way to tackle irregular migration	36
7 Financial assistance to developing countries: an effective way to reduce inequalities	41
II. ATTITUDES TOWARDS EU AID	44
III. UNDERSTANDING THE CHALLENGES FACING DEVELOPING COUNTRIES	49
IV. STRENGTHENING THE PARTNERSHIP BETWEEN THE EU AND AFRICA	54
V. THE ROLE OF PRIVATE COMPANIES IN DEVELOPMENT COOPERATION	56
CONCLUSION	61
ANNEXES	
Technical specifications	
Questionnaire	
Tables	

INTRODUCTION

The European Union and its Member States continue to be the biggest global donors of official development cooperation, contributing 74.4 billion euros in 2018 and representing over half of the world's development effort. Excluding in-donor refugee costs, the EU and its Member States have increased their development cooperation efforts by 4% compared with 2017. EU and Member States' collective official development assistance represents 0.47% of the EU Gross National Income (GNI), and the European Council is committed to increasing collective assistance to 0.7% of GNI by 2030¹.

EU development policy is aligned with the 2030 Agenda for Sustainable Development, and provides a framework for action and a shared vision for Member States in assisting developing countries. Work in Africa has been a particular focus since the previous survey in 2018. In September of that year, the European Commission released its Communication on a new Africa – Europe Alliance for Sustainable Investment and Jobs. This communication outlines a new approach to working with the continent, focusing on Africa's economic potential and unlocking the potential of the private sector to facilitate economic benefits for both African and European economies².

This survey follows on from previous ones on the topic, including those conducted annually since 2009³. The current survey covers the following areas:

- Attitudes of Europeans towards the importance of helping people in developing countries and tackling poverty in these areas, as well as the perceived challenges for the future of developing countries;
- Whether tackling poverty in developing countries should be a priority for EU and/or national governments;
- Opinions about the role of the EU in developing countries, and benefits to the EU from involvement in development cooperation;
- The level of support for strengthening the EU-Africa partnership;
- Opinion about the role of private companies in development.

¹ https://europa.eu/rapid/press-release_IP-19-2075_en.htm

² https://ec.europa.eu/commission/sites/beta-political/files/soteu2018-africa-europe-jobs-alliance-communication-643_en.pdf

³ For the most recent report (2018) see

<https://ec.europa.eu/commfrontoffice/publicopinion/index.cfm/Survey/getSurveyDetail/instruments/SPECIAL/surveyKy/2202>

This survey was carried out by the Kantar network in the 28 EU Member States between the 7 and the 26 June 2019. Some 27,464 respondents from different social and demographic groups were interviewed face-to-face at home in their mother tongue. This survey was commissioned by the European Commission, Directorate General for International Cooperation and Development (DG DEVCO)

The methodology used is that of the Standard Eurobarometer surveys carried out by the Directorate-General for Communication ("Media monitoring and Eurobarometer" Unit)⁴. It is the same for all countries and territories covered in the survey. A technical note on the manner in which interviews were conducted is appended as an annex to this report. Also included are the interview methods and confidence interval⁵

Note: In this report, countries are referred to by their official abbreviation. The abbreviations used in this report correspond to:

Belgium	BE	Lithuania	LT
Bulgaria	BG	Luxembourg	LU
Czechia	CZ	Hungary	HU
Denmark	DK	Malta	MT
Germany	DE	The Netherlands	NL
Estonia	EE	Austria	AT
Ireland	IE	Poland	PL
Greece	EL	Portugal	PT
Spain	ES	Romania	RO
France	FR	Slovenia	SI
Croatia	HR	Slovakia	SK
Italy	IT	Finland	FI
Republic of Cyprus	CY *	Sweden	SE
Latvia	LV	United Kingdom	UK
European Union – weighted average for the 28 Member States			EU28

* Cyprus as a whole is one of the 28 European Union Member States. However, the 'acquis communautaire' has been suspended in the part of the country which is not controlled by the government of the Republic of Cyprus. For practical reasons, only the interviews carried out in the part of the country controlled by the government of the Republic of Cyprus are included in the 'CY' category and in the EU28 average.

We wish to thank the people throughout the European Union

who have given their time to take part in this survey.

Without their active participation, this study would not have been possible.

⁴ <https://ec.europa.eu/commfrontoffice/publicopinion>

KEY FINDINGS

The vast majority of respondents still believe that helping people in developing countries is important.

- More than two thirds in each country think helping people in developing countries is important.
- Seven in ten agree tackling poverty in developing countries should be one of the main priorities of the EU.
- Almost six in ten (58%) agree tackling poverty in developing countries should be one of the main priorities of their national government (+4 pp since 2018).

Large majorities think providing financial assistance to developing countries benefits the EU as well as these countries

- Almost eight in ten respondents (79%) agree tackling poverty in developing countries is also in the EU's own interest.
- Seven in ten respondents agree providing financial assistance to developing countries is an effective way to strengthen the EU's influence in the world.
- Three quarters of respondents agree providing financial assistance for developing countries contributes to a more peaceful and fairer world.
- The majority of respondents (71%) agree providing financial assistance to developing countries is an effective way to address irregular migration. In 23 countries respondents are now more likely to agree than they were in 2018, and in 14 countries the increase is of at least five points.
- More than two thirds of respondents (69%) agree providing financial assistance to developing countries is an effective way to reduce inequalities in these countries.

There is strong support for increasing investment and strengthening the EU's partnership with Africa

- A large majority (75%) agree the EU should strengthen its partnership with and increase financial investments in Africa to create jobs and ensure sustainable development on both continents.
- In 24 Member States, at least six in ten respondents agree with this proposition, and proportions range from 88% of respondents in Spain to 49% in Bulgaria.

The majority think spending in support of developing countries should either stay the same or increase

- More than four in ten (43%) think the EU and its Member States should continue spending in support of developing countries at the current level, 30% think more money should be spent, while 17% think less should be spent.
- The proportion who think spending should continue as it is currently has declined by five points since 2018.
- In every Member State except Spain, respondents most commonly say spending should continue as it is currently. Respondents in Spain most often say spending should increase.
- Respondents consider the most pressing challenges for the future of developing countries to be peace and security, education (both 33%), water and sanitation (32%) and health (31%).

A majority of respondents think private companies should have an important role in the sustainable development of developing countries even if the share has declined since 2018

- Three quarters of respondents think private companies have an important role in the sustainable development of developing countries, a decline of five points since 2018.
- In all but one country, more than six in ten respondents think private companies should have an important role in the sustainable development of developing countries.

KEY SOCIO-DEMOGRAPHIC FINDINGS

Patterns in responses based on socio-demographic groups echo those seen in the previous report ⁶. Gender is not influential, but opinions vary based on age, education level, financial situation, political orientation and opinion about the EU.

Age

Younger respondents generally have more positive views about development cooperation. Those under 55 are the most likely to say helping people in developing countries is important and that tackling poverty in developing countries is in the EU's own interest.

In many areas, those aged 15-24 have the most favourable views. They are more likely than older respondents to think providing financial assistance to developing countries is an effective way to strengthen the EU's influence in the world and to reduce inequalities in these countries. Those aged 15-24 are also the most likely to agree the EU should strengthen its partnership with and increase financial investments in Africa to create jobs and ensure sustainable development on both continents.

The youngest respondents are also the most likely to think spending on financial assistance to developing countries should increase: 38% think this way, compared to 26% of those aged 55 and over.

Education

Higher education levels are consistently associated with more positive opinions about development cooperation. Those who completed education aged 20 or older are the most likely to agree it is important to help people in developing countries, that this should be the priority for the EU, that helping is in the EU's own interest, and that providing financial assistance to developing countries is an effective way to address irregular migration. They are also more likely than those who completed education at a younger age to agree the EU should strengthen its partnership with and increase financial investments in Africa to create jobs and ensure sustainable development on both continents.

The longer the respondent remained in education, the more likely they are to think aid spending should remain the same or increase: 36% of those who completed education aged 20 and older think spending should increase, compared to 23% who completed their education aged 15 or younger.

Respondents who completed education aged 20 or older are more likely to say private companies should have an important role in the sustainable development of developing countries than those who finished at a younger age.

⁶ https://ec.europa.eu/europeaid/special-eurobarometer-eu-citizens-and-development-cooperation-2018_en

Difficulties in paying bills

Respondents who experience the most difficulty in paying bills are generally less positive about development cooperation. They are less likely to think helping people in developing countries is important, and less likely to think tackling poverty in developing countries should be one of the main priorities of the EU or the national government.

Those who experience the most difficulties paying bills are less optimistic about the positive impact this could have on the EU and its influence in the world, as well as the efficacy of aid in addressing irregular migration or reducing inequalities in developing countries. They are also less likely to agree the EU should strengthen its partnership with and increase financial investments in Africa to create jobs and ensure sustainable development on both continents.

Respondents with the most financial difficulties are the least likely to think financial assistance to developing countries should remain the same (36%), and the most likely to say spending should decrease (26%). They are also less likely to say private companies should have an important role in the sustainable development of developing countries.

Political orientation

Overall, the results illustrate that the further to the left a respondent places themselves on the political spectrum, the more likely they are to be positive about the importance of helping people in developing countries: 97% on the left and 92% in the centre think this way, compared to 62% on the right.

Those on the left are also the most positive about the benefits of development cooperation to the EU, and about aid as an effective way of strengthening the EU's influence in the world and as a way to address irregular migration. Those on the left are also more likely to agree the EU should strengthen its partnership with and increase financial investments in Africa to create jobs and ensure sustainable development on both continents.

Respondents who place themselves on the left are also the most likely to be in favour of increased spending on financial assistance for developing countries: 41% on the left say spending should increase, compared to 29% of those in the centre and 23% of those on the right.

EU image

In many areas, opinions about development cooperation also vary according to a respondent's image of the EU. For instance, those with a positive image of the EU are much more likely to say it is important to help people in developing countries (93%), compared to those with a negative image (73%). They are also more likely to think helping people in developing countries should be one of the main priorities for the EU or their national government.

Those with a positive image are more likely to say tackling poverty in developing countries has a positive impact on the EU; is an effective way of strengthening the EU's influence in the world; and that the EU should strengthen its partnership with and increase financial investments in Africa to create jobs and ensure sustainable development on both continents. Those with a positive view are also much more likely to agree providing financial assistance to developing countries is an effective way to address irregular migration or to reduce inequalities in these countries.

In line with these views, respondents with a positive image of the EU are the most likely to think financial assistance to developing countries should increase (36% vs 23% of those with a negative view), and the least likely to think it should decrease (11% vs 32% of those with a negative view).

I. IMPORTANCE OF DEVELOPMENT COOPERATION

The first part of this report focuses on opinions about the importance of development cooperation. It begins by presenting the perceived importance of helping people in developing countries, and whether tackling poverty in developing countries should be one of the main priorities for EU or national governments.

Subsequent sections consider whether respondents think tackling poverty in developing countries is in the EU's own interest, whether it has a positive impact on EU citizens, and whether financial assistance to developing countries is an effective way of strengthening the EU's influence in the world.

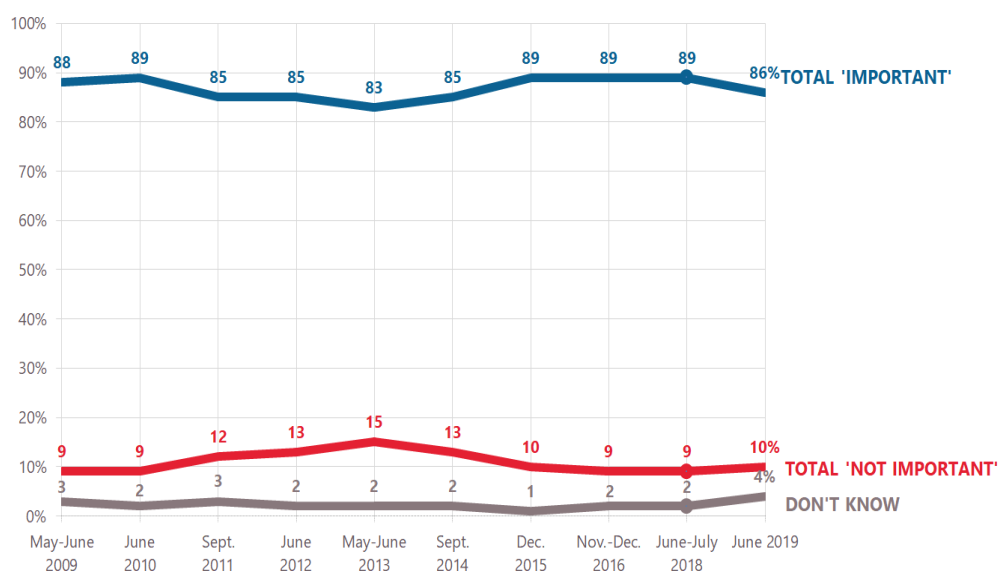
Finally, the extent to which respondents agree development cooperation contributes to a more peaceful and equal world, and whether such aid is an effective way to reduce inequalities or irregular migration will be discussed.

1 Perceived importance of development cooperation

More than eight in ten respondents think it is important to help people in developing countries – a decade-long trend since 2009

The proportion of respondents who think it is important to help people in developing countries has declined slightly since 2018 (-3 percentage points), and is now 86%⁷. Although more than one third (36%) think this is 'very important', this represents a decline of six points over the same period. The proportion who says helping people in developing countries is not important has only increased by one point to 10%.

QH1 In your opinion, is it very important, fairly important, not very important or not at all important to help people in developing countries?
(% - EU)

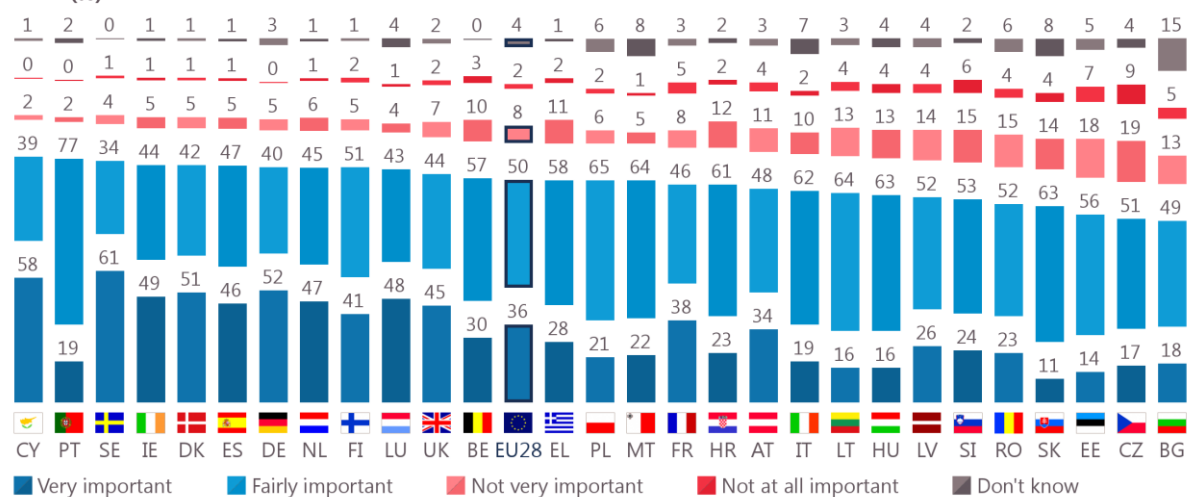


⁷ QH1. In your opinion, is it very important, fairly important, not very important or not at all important to help people in developing countries?
Very important; Fairly important; Not very important; Not at all important; Don't Know.

In ten countries, more than nine in ten respondents think it is important to help people in developing countries and overall more than two thirds in each country think this way. Proportions range from 97% in Cyprus, 96% in Portugal and 95% in Sweden to 67% in Bulgaria, 68% in Czechia and 70% in Estonia.






























There is much greater variation in the proportion of respondents in each country that think it is 'very important' to help people in developing countries, with Sweden (61%), Cyprus (58%), Germany (52%) and Denmark (51%) the only countries where more than half think this way. At the other end of the scale 11% in Slovakia, 14% in Estonia and 16% in Hungary and Lithuania think helping is 'very important'.

QH1 In your opinion, is it very important, fairly important, not very important or not at all important to help people in developing countries? (%)



Compared to 2018, the proportion of respondents who say it is important to help people in developing countries has declined in 19 Member States, with the largest decreases seen in Slovakia and Czechia (both -10 pp) and Romania (-9 pp). In contrast, respondents in Latvia (+4 pp) are now slightly more likely to think this is important.

QH1 In your opinion, is it very important, fairly important, not very important or not at all important to help people in developing countries? (%)

		Total 'Important'	Diff. June 2019 - June-July 2018	Total 'Not Important'	Diff. June 2019 - June-July 2018	Don't know
EU28		86	▼ 3	10	▲ 1	4
LV		78	▲ 4	18	▼ 4	4
DK		93	▲ 2	6	▼ 2	1
EE		70	▲ 2	25	▼ 2	5
CY		97	▲ 2	2	▼ 2	1
FI		92	▲ 2	7	▼ 2	1
NL		92	▲ 1	7	▼ 2	1
PT		96	▲ 1	2	▼ 1	2
IE		93	=	6	▲ 1	1
EL		86	=	13	▲ 1	1
DE		92	▼ 1	5	▼ 1	3
ES		93	▼ 1	6	▲ 1	1
FR		84	▼ 1	13	▼ 1	3
LT		80	▼ 1	17	=	3
SE		95	▼ 1	5	▲ 2	0
UK		89	▼ 1	9	▲ 1	2
HR		84	▼ 2	14	▲ 1	2
BE		87	▼ 3	13	▲ 3	0
HU		79	▼ 3	17	▲ 3	4
AT		82	▼ 4	15	▲ 3	3
BG		67	▼ 5	18	=	15
IT		81	▼ 5	12	▲ 3	7
PL		86	▼ 5	8	▲ 3	6
LU		91	▼ 6	5	▲ 3	4
SI		77	▼ 6	21	▲ 6	2
MT		86	▼ 7	6	▲ 1	8
RO		75	▼ 9	19	▲ 6	6
CZ		68	▼ 10	28	▲ 8	4
SK		74	▼ 10	18	▲ 5	8






The socio-demographic analysis shows respondents younger than 55 are more likely to say helping people in developing countries is important. For instance, 89% of those aged 15-24 think this way, compared to 83% of those aged 55+. Respondents who stayed in education until age 20 or older (92%) are more likely to think helping is important than those who completed education at a younger age. Managers (94%) are the most likely to say this is important, particularly compared to house persons (81%).

The analysis also highlights that a respondent's financial situation has an impact on their opinion: the less difficulties they have paying bills, the more likely they are to think helping people in developing countries is important. For example, 89% of those with the least financial difficulties say this is important, compared to 76% of those who experience the most difficulty.

Respondents who identify as being on the left (92%) or centre (90%) of the political spectrum are much more likely to say helping people in developing countries is important than those on the right (83%).

Finally, those with a positive image of the EU are much more likely to say it is important to help people in developing countries, compared to those with a negative image (93% vs 73%).

QH1 In your opinion, is it very important, fairly important, not very important or not at all important to help people in developing countries?
(% - EU)

	Total 'Important'	Total 'Not Important'	Don't know
EU28	86	10	4
 Age			
15-24	89	8	3
25-39	88	10	2
40-54	88	10	2
55 +	83	12	5
 Education (End of)			
15-	80	13	7
16-19	84	12	4
20+	92	7	1
Still studying	91	7	2
 Socio-professional category			
Self-employed	88	10	2
Managers	94	5	1
Other white collars	90	8	2
Manual workers	85	12	3
House persons	81	14	5
Unemployed	83	13	4
Retired	82	12	6
Students	91	7	2
 Difficulties paying bills			
Most of the time	76	18	6
From time to time	84	13	3
Almost never/ Never	89	8	3
 Left-right political scale			
Left	92	7	1
Centre	90	8	2
Right	83	14	3
Image of EU			
Positive	93	5	2
Neutral	86	10	4
Negative	73	23	4
Importance of helping people in developing countries			
Total 'Important'	100		0
Total 'Not Important'		100	0
EU aid to developing countries			
Increase	97	3	0
No change	92	7	1
Reduce	62	34	4
Tackling poverty EU priority			
Total Agree	95	4	1
Total Disagree	67	29	4
Tackling poverty national governments priority			
Total Agree	95	4	1
Total Disagree	76	20	4

2 Tackling poverty in developing countries as one of the main priorities for the EU and national governments

More than seven in ten agree tackling poverty in developing countries should be one of the main priorities of the EU, while fewer than six in ten say this about their national government

Respondents are more likely to think it is important to help people in developing countries, than to think tackling poverty in developing countries should be one of the main priorities of the EU or of their national government. This pattern has also been seen in previous surveys.

Seven in ten agree tackling poverty in developing countries should be one of the main priorities of the EU, with 27% saying they totally agree and 43% tending to agree⁸. Considerably fewer (58%) agree tackling poverty in developing countries should be one of the main priorities of their national government, although 21% 'totally agree'⁹.

Compared to 2018, respondents are slightly more likely to think tackling poverty in developing countries should be one of the main priorities of their national government (+4 pp).

The longer-term trend shows that in both cases, agreement remains considerably higher than it was in 2013. In fact, agreement that tackling poverty in developing countries should be one of the main priorities of the national government is at its highest ever level (10 points higher than in 2013), as is the proportion who 'totally agree' with this idea (+8 points since 2013).

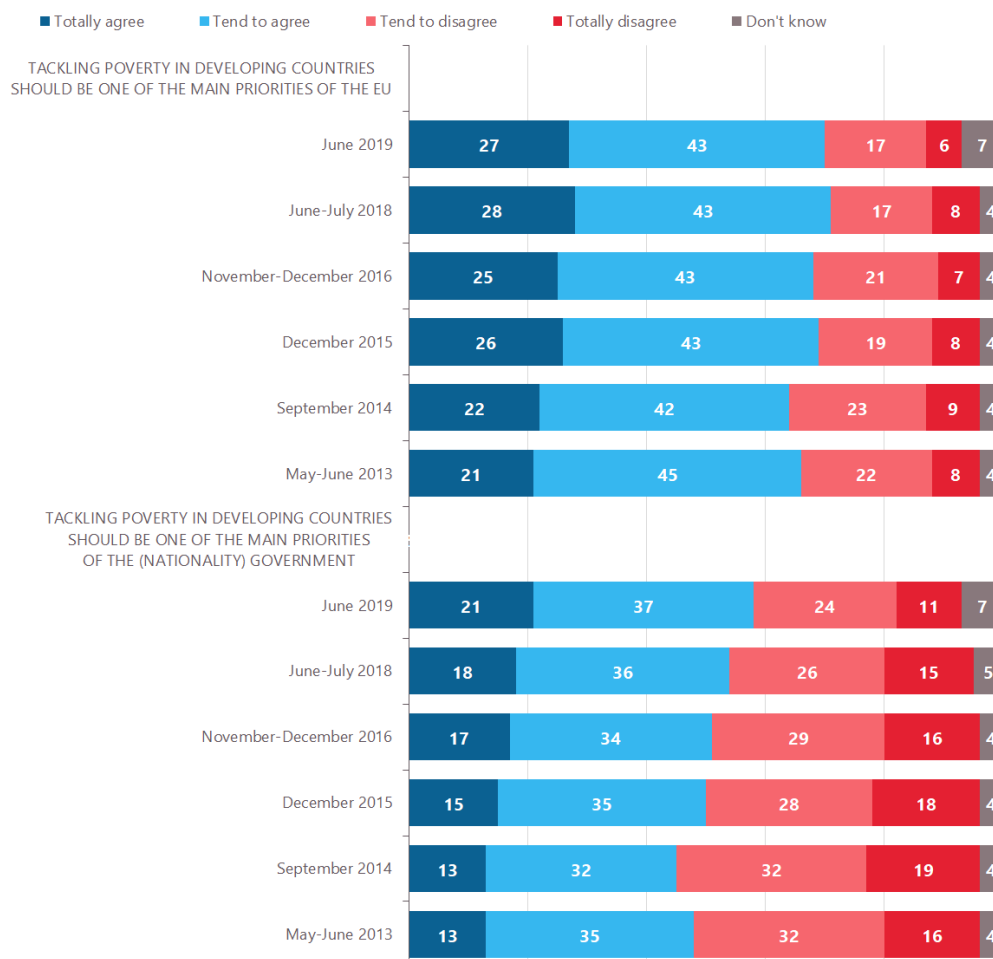
8 QH5.1. To what extent do you agree or disagree with each of the following statements? Tackling poverty in developing countries should be one of the main priorities of the EU. Totally agree; Tend to agree; Tend to disagree; Totally disagree; Don't Know.

9 QH5.2 To what extent do you agree or disagree with each of the following statements? Tackling poverty in developing countries should be one of the main priorities of the (Nationality) government. Totally agree; Tend to agree; Tend to disagree; Totally disagree; Don't Know.

QH5.1 and 2

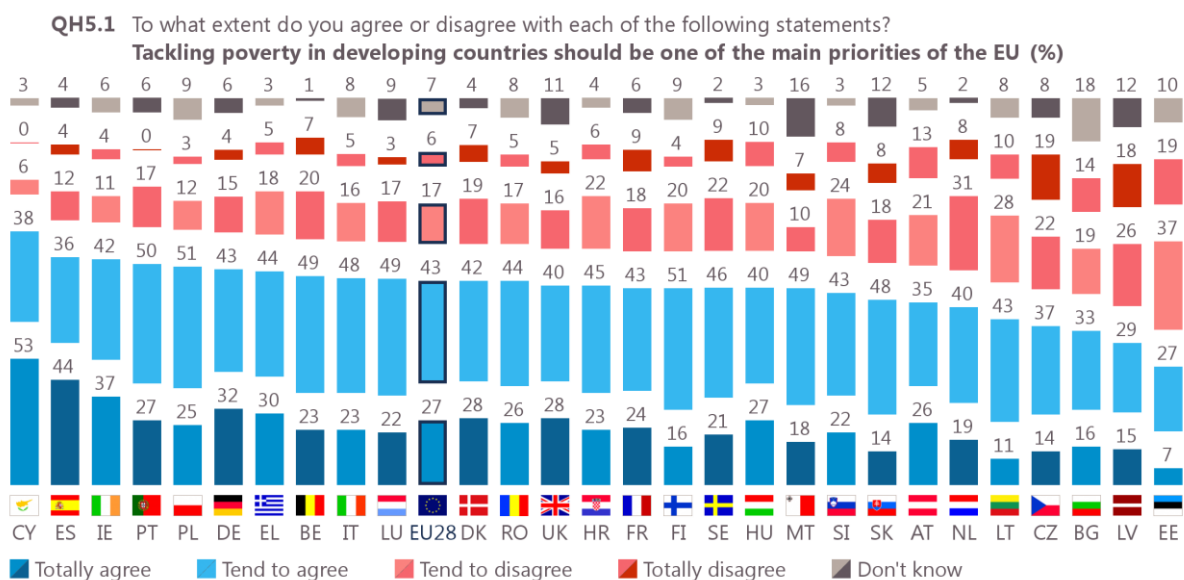
To what extent do you agree or disagree with each of the following statements?

(% - EU)



Although 70% of respondents think tackling poverty in developing countries should be one of the main priorities of the EU, this figure masks considerable variation at a country level. Although there are 25 countries where more than half agree, proportions range from 91% in Cyprus, 80% in Spain and 79% in Ireland to 51% in Czechia. Estonia (34%), Latvia (44%) and Bulgaria (49%) are the only countries where fewer than half agree. It is worth noting that Cyprus, Spain and Ireland have some of the highest proportions of respondents who think helping people in developing countries is important, while Estonia, Latvia and Bulgaria have some of the lowest.




























Respondents in Cyprus (53%), Spain (44%) and Ireland (37%) are also the most likely to 'totally agree' tackling poverty in developing countries should be one of the main priorities of the EU, compared to 7% in Estonia, 11% in Lithuania and 14% in Czechia and Slovakia.



The trends since 2018 are variable. In 13 countries - including Malta (-15 pp), Luxembourg (-7 pp) and Sweden (-6 pp) - respondents are now less likely to think tackling poverty in developing countries should be one of the main priorities of the EU. On the other hand, there are ten countries where respondents are more likely to agree, with the largest increase amongst those in Belgium (+6 pp). Opinion has remained stable in five countries.

QH5.1 To what extent do you agree or disagree with each of the following statements?

Tackling poverty in developing countries should be one of the main priorities of the EU (%)

		Total 'Agree'	Diff. June 2019 - June-July 2018	Total 'Disagree'	Diff. June 2019 - June-July 2018	Don't know
EU28		70	▼ 1	23	▼ 2	7
BE		72	▲ 6	27	▼ 6	1
PT		77	▲ 4	17	▼ 5	6
HU		67	▲ 3	30	▼ 3	3
IT		71	▲ 2	21	▼ 3	8
CZ		51	▲ 1	41	▼ 4	8
DK		70	▲ 1	26	▼ 1	4
EE		34	▲ 1	56	▼ 4	10
IE		79	▲ 1	15	▼ 4	6
PL		76	▲ 1	15	▼ 3	9
SK		62	▲ 1	26	▼ 7	12
DE		75	=	19	▼ 3	6
EL		74	=	23	▼ 1	3
LT		54	=	38	▼ 1	8
NL		59	=	39	▼ 1	2
UK		68	=	21	▼ 6	11
ES		80	▼ 1	16	▲ 2	4
FR		67	▼ 2	27	▼ 1	6
CY		91	▼ 2	6	▲ 1	3
SI		65	▼ 2	32	▲ 1	3
HR		68	▼ 3	28	▲ 2	4
AT		61	▼ 3	34	=	5
RO		70	▼ 3	22	▲ 1	8
FI		67	▼ 4	24	=	9
BG		49	▼ 5	33	▼ 1	18
LV		44	▼ 5	44	=	12
SE		67	▼ 6	31	▲ 6	2
LU		71	▼ 7	20	=	9
MT		67	▼ 15	17	▲ 3	16

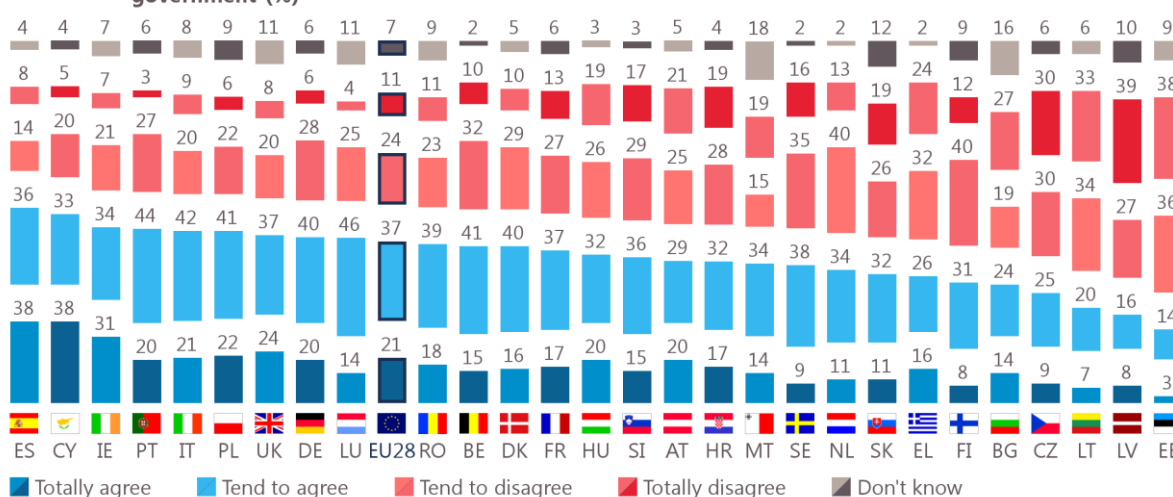
There are 15 countries where more than half think tackling poverty in developing countries should be one of the main priorities of the national government, with the highest proportions in Spain (74%), Cyprus (71%) and Ireland (65%). At the other end of the scale, 17% in Estonia, 24% in Latvia and 27% in Lithuania think the same way.

It is worth noting that the highest proportions of respondents who think tackling poverty in developing countries should be one of the main priorities of the EU can be seen in Spain, Cyprus and Ireland

Spain, Cyprus (both 38%) and Ireland (31%) are the only countries where at least three in ten 'totally agree' tackling poverty in developing countries should be one of the main priorities of their national government. At the other end of the scale 3% in Estonia, 7% in Lithuania and 8% in Latvia and Finland think the same way.

QH5.2 To what extent do you agree or disagree with each of the following statements?






























Tackling poverty in developing countries should be one of the main priorities of the (NATIONALITY) government (%)



The trends are more uniform when it comes to the question of the national government tackling poverty in developing countries as one of the main priorities. In 22 countries, respondents are now more likely to agree this should be one of the main priorities of their national government, with the largest increases seen in Cyprus (+16 pp), Portugal (+12 pp) and Hungary and Slovenia (both +9 pp). In contrast, respondents in Malta (-10 pp), Finland (-7 pp) and Sweden (-6 pp) are now less likely to think this way than they were in 2018.

QH5.2 To what extent do you agree or disagree with each of the following statements?

Tackling poverty in developing countries should be one of the main priorities of the (NATIONALITY) government (%)

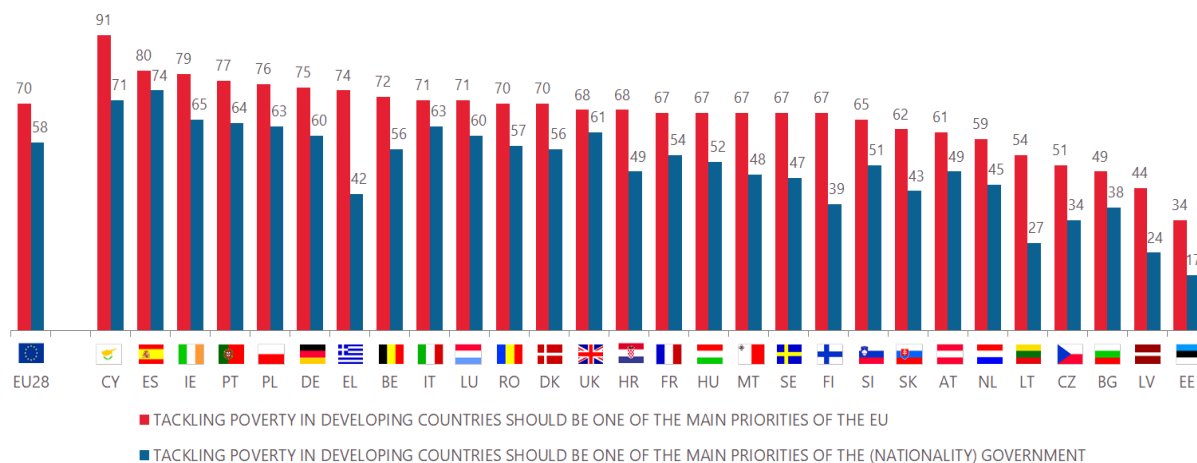
		Total 'Agree'	Diff. June 2019 - June-July 2018	Total 'Disagree'	Diff. June 2019 - June-July 2018	Don't know
EU28		58	▲ 4	35	▼ 6	7
CY		71	▲ 16	25	▼ 17	4
PT		64	▲ 12	30	▼ 13	6
HU		52	▲ 9	45	▼ 8	3
SI		51	▲ 9	46	▼ 9	3
BG		38	▲ 8	46	▼ 12	16
ES		74	▲ 8	22	▼ 6	4
EL		42	▲ 7	56	▼ 7	2
CZ		34	▲ 6	60	▼ 9	6
IE		65	▲ 6	28	▼ 9	7
IT		63	▲ 6	29	▼ 7	8
PL		63	▲ 6	28	▼ 9	9
EE		17	▲ 5	74	▼ 10	9
BE		56	▲ 4	42	▼ 5	2
DK		56	▲ 4	39	▼ 6	5
HR		49	▲ 4	47	▼ 4	4
NL		45	▲ 4	53	▼ 4	2
SK		43	▲ 4	45	▼ 8	12
LU		60	▲ 3	29	▼ 10	11
RO		57	▲ 3	34	▼ 5	9
DE		60	▲ 2	34	▼ 6	6
UK		61	▲ 2	28	▼ 8	11
LV		24	▲ 1	66	▼ 6	10
FR		54	▼ 1	40	▼ 2	6
AT		49	▼ 1	46	▼ 1	5
LT		27	▼ 2	67	=	6
SE		47	▼ 6	51	▲ 6	2
FI		39	▼ 7	52	▲ 3	9
MT		48	▼ 10	34	▼ 2	18

As was the case in 2015, 2016 and 2018, respondents in each Member State are more likely to agree tackling poverty in developing countries should be one of the main priorities of the EU, than they are to agree it should be one of the main priorities of their national government.

In almost all countries the gap is more than ten percentage points, with the largest differences observed in Greece (32 percentage points), Finland (28 pp) and Lithuania (27 pp). The exceptions are Spain (6 pp), United Kingdom (7 pp) and Italy (8 pp).

QH5.1-2 To what extent do you agree or disagree with each of the following statements?

(% - TOTAL 'AGREE')



The socio-demographic analysis shows no difference in opinion between men and women, but does illustrate the following:

- The youngest respondents are more likely than those aged 25+ to think tackling poverty in developing countries should be one of the main priorities of the **national government**.
- Respondents who completed their education aged 20 or older (74%) are more likely than those who finished at a younger age to think this should be a priority for the **EU**.
- Those who live in large towns (60%) are more likely than their rural counterparts (55%) to think this should be a priority for the **national government**.
- Those who experience the most difficulties paying bills are the least likely to think tackling poverty in developing countries should be one of the main priorities of the EU or the national government. For instance, 47% who experience difficulties most of the time say this should be a priority of the national government, compared to 59% who experience the least difficulties.
- Respondents who identify as being on the left of the political spectrum are the more likely than those in the centre or on the right to say tackling poverty in developing countries should be one of the main priorities of EU and national governments.
- Those who have a positive image of the EU are much more likely to think this should be one of the main priorities of the EU, compared to those with a negative image (80% vs 56%).

Opinion is also influenced by attitudes to development cooperation, with respondents who think helping people in developing countries is important much more likely to agree tackling poverty in developing countries should be one of the main priorities of the EU or national government. For example, 78% of those who think it is important to help people in developing countries agree tackling poverty in developing countries should be one of the main priorities of the EU, compared to 28% of respondents who say helping is not important.

Finally, respondents who think this should be a priority for the EU are more likely to also agree tackling poverty in developing countries should be a priority for their national government.

QH5.1-2 To what extent do you agree or disagree with each of the following statements?

Total 'Agree' (%-EU)

	Tackling poverty in developing countries should be one of the main priorities of the EU	Tackling poverty in developing countries should be one of the main priorities of the (NATIONALITY) government
EU28	70	58
Age		
15-24	73	62
25-39	71	58
40-54	70	56
55 +	69	57
Education (End of)		
15-	66	55
16-19	68	56
20+	74	59
Still studying	75	65
Socio-professional category		
Self-employed	69	56
Managers	74	57
Other white collars	73	62
Manual workers	71	56
House persons	68	60
Unemployed	66	55
Retired	68	56
Students	75	65
Difficulties paying bills		
Most of the time	61	47
From time to time	70	59
Almost never/ Never	72	59
Subjective urbanisation		
Rural village	68	55
Small/ mid size town	72	59
Large town	71	60
Left-right political scale		
Left	80	67
Centre	72	58
Right	66	52
Image of EU		
Positive	80	67
Neutral	68	54
Negative	56	46
Importance of helping people in developing countries		
Total 'Important'	78	64
Total 'Not Important'	28	23
EU aid to developing countries		
Increase	90	79
No change	74	57
Reduce	44	37
Tackling poverty EU priority		
Total Agree	100	77
Total Disagree		13
Tackling poverty national governments priority		
Total Agree	94	100
Total Disagree	41	

3 Tackling poverty in developing countries is in the EU's own interest

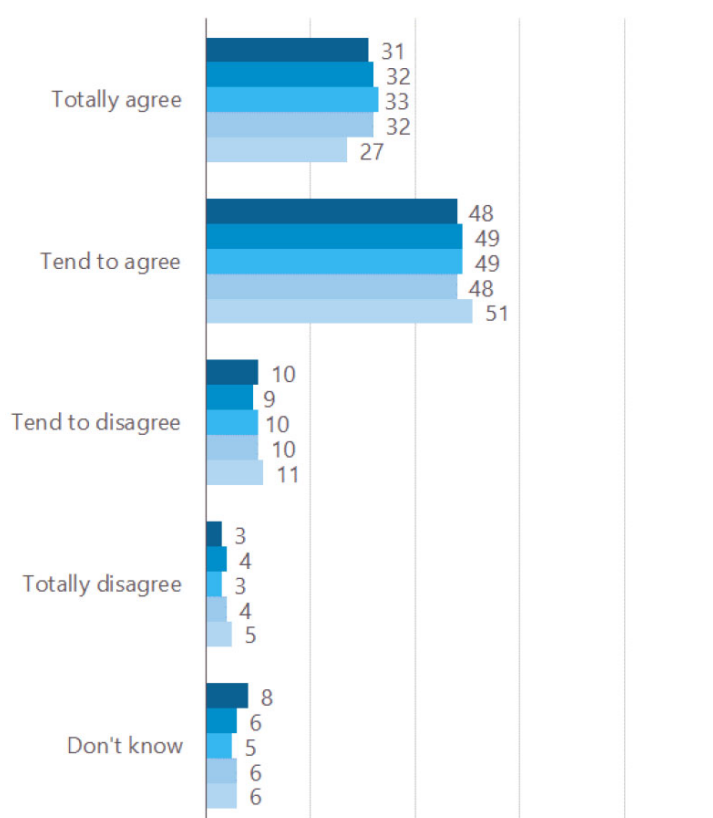
More than three quarters agree tackling poverty in developing countries is also in the EU's own interest

A large majority of respondents (79%) agree tackling poverty in developing countries is also in the EU's own interest, with 31% saying they 'totally agree'¹⁰. Just over one in ten (13%) disagree.

Overall agreement has declined by three points since 2016, and is now one point higher than it was in 2014.

QH5.3 To what extent do you agree or disagree with each of the following statements?
Tackling poverty in developing countries is also in the EU's own interest (e.g. by creating trade opportunities or better access to energy and raw materials) (% - EU28)

■ June 2019 ■ June-July 2018 ■ Nov-December 2016 ■ Dec.2015 ■ Sept.2014



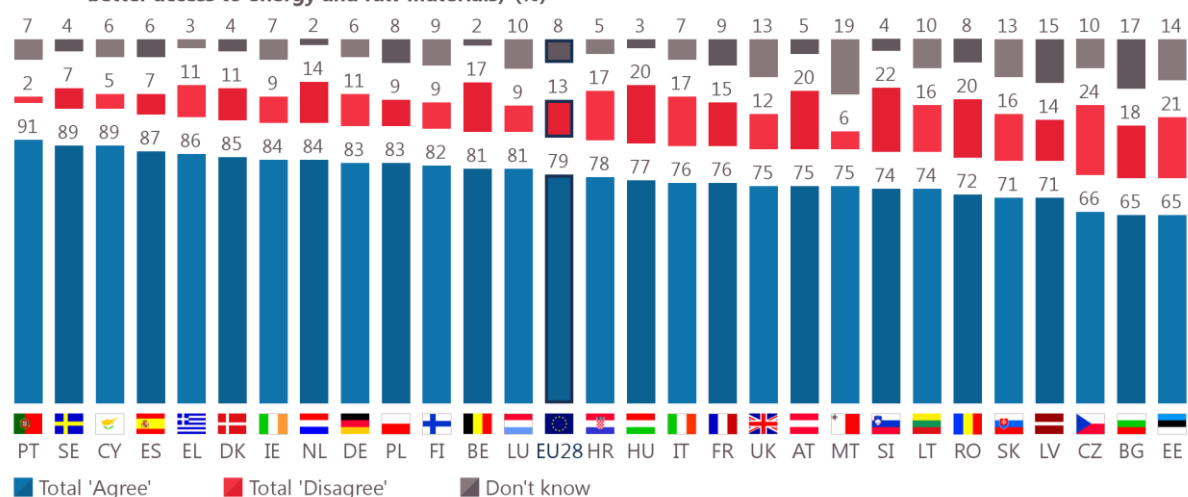
¹⁰ QH5.3. To what extent do you agree or disagree with each of the following statements? Tackling poverty in developing countries is also in the EU's own interest (e.g. by creating trade opportunities or better access to energy and raw materials): Totally agree; Tend to agree; Tend to disagree; Totally disagree; Don't Know.

The majority of respondents in each country agree tackling poverty in developing countries is also in the EU's own interest, with proportions ranging from 91% in Portugal and 89% in Cyprus and Sweden to 65% in Estonia and Bulgaria and 66% in Czechia.

Cyprus is the only country where at least half say they 'totally agree' (51%).

QH5.3 To what extent do you agree or disagree with each of the following statements?






























Tackling poverty in developing countries is also in the EU's own interest (e.g. by creating trade opportunities or better access to energy and raw materials) (%)



In 17 countries, respondents are now less likely to agree than they were in 2018, with the largest declines seen in Malta (-9 pp), Luxembourg (-8 pp) and Latvia (-6 pp). In contrast, respondents in Portugal (+4 pp) and seven other countries are now more likely to agree. Opinion is stable in Bulgaria, the Netherlands and Sweden.

QH5.3 To what extent do you agree or disagree with each of the following statements?

Tackling poverty in developing countries is also in the EU's own interest (e.g. by creating trade opportunities or better access to energy and raw materials) (%)

		Total 'Agree'	Diff. June 2019 - June-July 2018	Total 'Disagree'	Diff. June 2019 - June-July 2018	Don't know
EU28		79	▼ 2	13	=	8
PT		91	▲ 4	2	▼ 5	7
EL		86	▲ 3	11	▼ 2	3
ES		87	▲ 3	7	▼ 4	6
HU		77	▲ 3	20	▼ 3	3
SK		71	▲ 3	16	▼ 5	13
AT		75	▲ 2	20	▼ 4	5
DK		85	▲ 1	11	=	4
PL		83	▲ 1	9	▼ 2	8
BG		65	=	18	▼ 2	17
NL		84	=	14	▼ 1	2
SE		89	=	7	▼ 2	4
CZ		66	▼ 1	24	▼ 1	10
EE		65	▼ 1	21	▼ 3	14
FI		82	▼ 1	9	▼ 3	9
BE		81	▼ 2	17	=	2
DE		83	▼ 2	11	▼ 1	6
RO		72	▼ 2	20	▲ 2	8
IE		84	▼ 3	9	▲ 1	7
HR		78	▼ 3	17	=	5
IT		76	▼ 3	17	▲ 5	7
CY		89	▼ 3	5	=	6
SI		74	▼ 3	22	▲ 3	4
LT		74	▼ 4	16	▲ 3	10
FR		76	▼ 5	15	▲ 1	9
UK		75	▼ 5	12	▼ 1	13
LV		71	▼ 6	14	▲ 1	15
LU		81	▼ 8	9	▲ 1	10
MT		75	▼ 9	6	▼ 4	19

The socio-demographic analysis reveals no differences in opinion based on gender, but age, education level, occupation, financial situation, political leaning, image of the EU and attitudes to aid are all influential:

- Respondents younger than 55 are more likely to agree tackling poverty in developing countries is also in the EU's own interest than those aged 55 and older, although the differences are relatively small. For instance, 82% of 15-24 year olds agree, compared to 77% of those aged 55 and older.
- The longer a respondent remained in education, the more likely they are to agree: 85% who completed education aged 20 or older agree, compared to 72% who completed aged 15 or younger.
- Managers (85%) and students (84%) are the most likely to agree, particularly compared to house persons and the unemployed (both 75%).
- The more financial difficulties a respondent experiences, the less likely they are to agree: 82% of those who do not experience difficulties in paying bills do so, compared to 69% of those who experience the most difficulties.
- Respondents who place themselves on the left of the political scale (86%) are more likely to agree than those in the centre (82%) or on the right (78%).
- Respondents who have a positive image of the EU (88%) are more likely to agree than those who have a neutral (77%) or negative image (66%).

The results also show the impact of attitudes towards development cooperation. Respondents who think it is important to help people in developing countries are more likely to agree than those who do not think this way (87% vs 37%). In addition, those who think tackling poverty in developing countries should be one of the main priorities of the EU (92% vs 54% who don't think it should be a priority) or their national government (93% vs 66%) are more likely to agree.

Finally, respondents who think EU aid to developing countries should increase (91%) or stay the same (86%) are much more likely to agree tackling poverty in developing countries is also in the EU's own interest, compared to those who think aid should be reduced (56%).

QH5.3 To what extent do you agree or disagree with each of the following statements?

Tackling poverty in developing countries is also in the EU's own interest (e.g. by creating trade opportunities or better access to energy and raw materials) (% - EU)

	Total 'Agree'	Total 'Disagree'	Don't know
EU28	79	13	8
Age			
15-24	82	10	8
25-39	81	12	7
40-54	81	14	5
55 +	77	14	9
Education (End of)			
15-	72	14	14
16-19	77	15	8
20+	85	10	5
Still studying	84	10	6
Socio-professional category			
Self-employed	81	14	5
Managers	85	11	4
Other white collars	81	14	5
Manual workers	79	14	7
House persons	75	15	10
Unemployed	75	15	10
Retired	76	13	11
Students	84	10	6
Difficulties paying bills			
Most of the time	69	19	12
From time to time	77	15	8
Almost never/ Never	82	11	7
Left-right political scale			
Left	86	10	4
Centre	82	12	6
Right	78	16	6
Image of EU			
Positive	88	7	5
Neutral	77	14	9
Negative	66	25	9
Importance of helping people in developing countries			
Total 'Important'	87	8	5
Total 'Not Important'	37	53	10
EU aid to developing countries			
Increase	91	6	3
No change	86	9	5
Reduce	56	37	7
Tackling poverty EU priority			
Total Agree	92	6	2
Total Disagree	54	40	6
Tackling poverty national governments priority			
Total Agree	93	5	2
Total Disagree	66	28	6

4 Is financial assistance to developing countries an effective way to strengthen the EU's influence in the world?

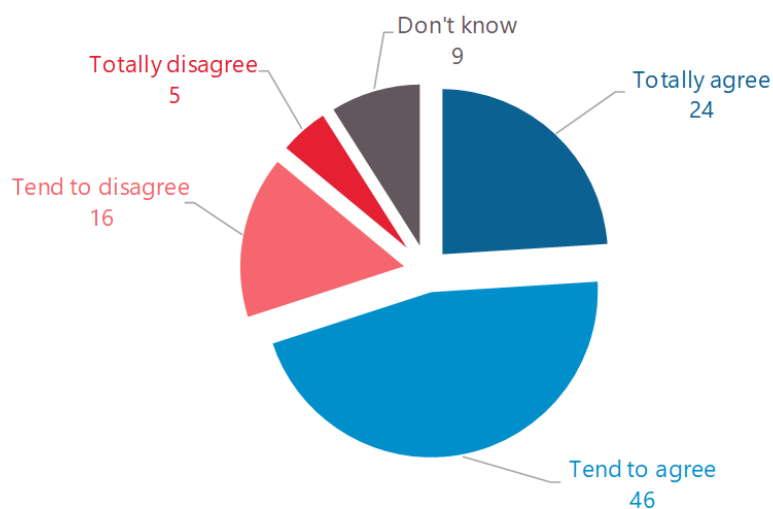
A large majority agree providing financial assistance to developing countries is an effective way to strengthen the EU's influence in the world

Seven in ten respondents agree providing financial assistance to developing countries is an effective way to strengthen the EU's influence in the world, with almost one quarter (24%) saying they totally agree ¹¹. Just over one in five (21%) disagree, while 9% say they don't know.

As this is a new question, no trend data is available.

QH5.7 To what extent do you agree or disagree with each of the following statements?

Providing financial assistance to developing countries is an effective way to strengthen the EU's influence in the world (% - EU)



(June 2019)

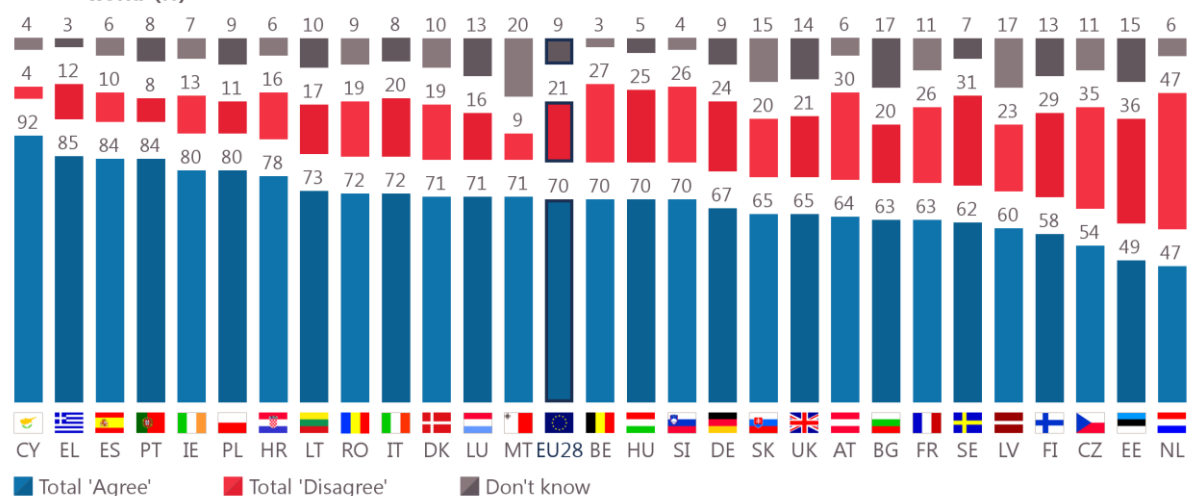
¹¹ QH5.7. To what extent do you agree or disagree with each of the following statements? Providing financial assistance to developing countries is an effective way to strengthen the EU's influence in the world: Totally agree; Tend to agree; Tend to disagree; Totally disagree; Don't Know.

In all but two countries at least half of all respondents agree, although proportions vary considerably: from 92% in Cyprus, 85% in Greece and 84% in Spain and Portugal to 54% in Czechia. The exceptions are the Netherlands (47%) and Estonia (49%), although a substantial minority in each country agrees.

The proportion of respondents who say they don't know is particularly high in Malta (20%), and Bulgaria and Latvia (both 17%).

QH5.7 To what extent do you agree or disagree with each of the following statements?

Providing financial assistance to developing countries is an effective way to strengthen the EU's influence in the world (%)



The socio-demographic analysis once again shows no difference in opinion based on gender, but it does illustrate those aged 15-24 (77%) are more likely to agree than older respondents, and in particular those aged 55+ (67%). It also shows that those who experience fewer difficulties paying bills are more likely to agree providing financial assistance to developing countries is an effective way to strengthen the EU's influence in the world. For example, 70% who experience the least difficulties agree, compared to 59% who experience the most.






Political leanings and image of the EU are once again influential, with respondents who place themselves on the left of the political spectrum (76%) more likely to agree than those in the centre (71%) or on the right (68%). Respondents who have a positive image of the EU (79%) are also more likely to agree than those with a neutral (67%) or a negative (54%) view.

In addition, respondents who think it is important to help people in developing countries, and those who think tackling poverty in developing countries should be one of the main priorities of the EU or their national government are more likely to agree. For example, 84% who agree tackling poverty in developing countries should be one of the main priorities of the EU agree this is an effective way to strengthen the EU's influence, compared to 40% who do not think this should be a priority.

Finally, respondents who think EU aid to developing countries should increase (84%) or stay the same (75%) are much more likely to agree providing financial assistance to developing countries is an effective way to strengthen the EU's influence in the world, compared to those who think aid should be reduced (47%).

QH5.7 To what extent do you agree or disagree with each of the following statements?

Providing financial assistance to developing countries is an effective way to strengthen the EU's influence in the world (N) (% - EU)

	Total 'Agree'	Total 'Disagree'	Don't know
EU28	70	21	9
 Age			
15-24	77	13	10
25-39	72	20	8
40-54	69	24	7
55 +	67	22	11
 Education (End of)			
15-	66	19	15
16-19	69	22	9
20+	71	22	7
Still studying	77	15	8
 Socio-professional category			
Self-employed	70	23	7
Managers	71	23	6
Other white collars	73	21	6
Manual workers	71	20	9
House persons	70	18	12
Unemployed	67	23	10
Retired	65	23	12
Students	77	15	8
 Difficulties paying bills			
Most of the time	59	27	14
From time to time	71	21	8
Almost never/ Never	70	21	9
 Left-right political scale			
Left	76	18	6
Centre	71	21	8
Right	68	26	6
Image of EU			
Positive	79	15	6
Neutral	67	22	11
Negative	54	36	10
Importance of helping people in developing countries			
Total 'Important'	76	16	8
Total 'Not Important'	31	60	9
EU aid to developing countries			
Increase	84	12	4
No change	75	19	6
Reduce	47	45	8
Tackling poverty EU priority			
Total Agree	84	12	4
Total Disagree	40	53	7
Tackling poverty national governments priority			
Total Agree	87	10	3
Total Disagree	51	42	7

5 Development cooperation contributing to a more peaceful and equal world

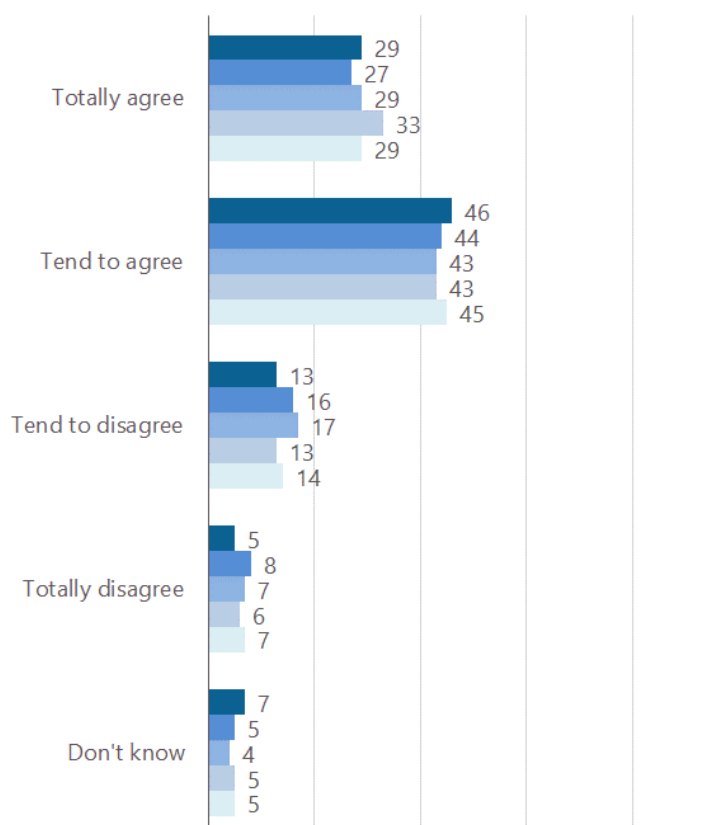
The proportion of respondents who agree development cooperation contributes to a more peaceful and fairer world has increased since 2018

Three quarters of respondents agree providing financial assistance for developing countries contributes to a more peaceful and fairer world, with almost three in ten (29%) totally agreeing¹². Almost one in five (18%) disagree.

Overall agreement has increased by four points since 2018, while the proportion who 'totally agree' has increased by two points. Overall agreement is one point higher than it was in 2014, and only one point lower than the highest level (76% in 2015)¹³.

QH5.4 To what extent do you agree or disagree with each of the following statements? Providing financial assistance to developing countries contributes to a more peaceful and fairer world (% - EU28)

■ June 2019 ■ June-July 2018 ■ Nov-December 2016 ■ Dec.2015 ■ Sept.2014



¹² QH5.4. To what extent do you agree or disagree with each of the following statements? Providing financial assistance to developing countries contributes to a more peaceful and fairer world. Totally agree; Tend to agree; Tend to disagree; Totally disagree; Don't Know.

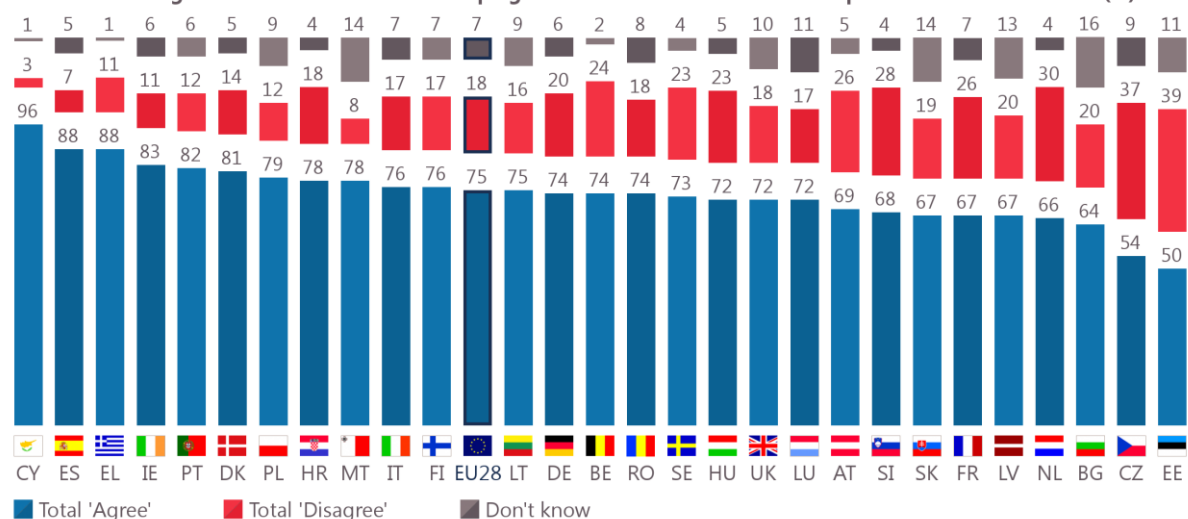
¹³ In 2015 the questionnaire wording was slightly different 'Aid for developing countries contributes to a more peaceful and equal world'

In each Member State at least half of all respondents agree, although proportions vary considerably: from 96% in Cyprus and 88% in Greece and Spain to 50% in Estonia, 54% in Czechia and 64% in Bulgaria.

Cyprus (52%) and Spain (50%) are the only countries where at least half 'totally agree' financial assistance for developing countries contributes to a more peaceful and fairer world.

QH5.4 To what extent do you agree or disagree with each of the following statements?






























Providing financial assistance to developing countries contributes to a more peaceful and fairer world (%)



Compared to 2018, respondents in Denmark and Finland (both +8 pp), and Belgium and France (both +7 pp) are now more likely to agree, and overall there are 22 countries where agreement has increased during this period. In contrast, respondents in Malta (-6 pp) and Portugal (-5 pp) are now less likely to agree.

QH5.4 To what extent do you agree or disagree with each of the following statements?

Providing financial assistance to developing countries contributes to a more peaceful and fairer world (%)

		Total 'Agree'	Diff. June 2019 - June-July 2018	Total 'Disagree'	Diff. June 2019 - June-July 2018	Don't know
EU28		75	▲ 4	18	▼ 6	7
DK		81	▲ 8	14	▼ 8	5
FI		76	▲ 8	17	▼ 11	7
BE		74	▲ 7	24	▼ 7	2
FR		67	▲ 7	26	▼ 8	7
SK		67	▲ 6	19	▼ 9	14
CZ		54	▲ 4	37	▼ 7	9
PL		79	▲ 4	12	▼ 6	9
EL		88	▲ 3	11	▼ 2	1
CY		96	▲ 3	3	▼ 3	1
HU		72	▲ 3	23	▼ 4	5
NL		66	▲ 3	30	▼ 5	4
DE		74	▲ 2	20	▼ 6	6
EE		50	▲ 2	39	▼ 4	11
IE		83	▲ 2	11	▼ 4	6
ES		88	▲ 2	7	▼ 3	5
AT		69	▲ 2	26	▼ 5	5
RO		74	▲ 2	18	▼ 3	8
SI		68	▲ 2	28	▼ 3	4
UK		72	▲ 2	18	▼ 7	10
BG		64	▲ 1	20	▼ 4	16
HR		78	▲ 1	18	▼ 3	4
IT		76	▲ 1	17	▼ 1	7
SE		73	=	23	▼ 1	4
LV		67	▼ 1	20	▼ 3	13
LT		75	▼ 2	16	=	9
LU		72	▼ 2	17	▼ 3	11
PT		82	▼ 5	12	▲ 4	6
MT		78	▼ 6	8	▼ 4	14

The socio-demographic analysis illustrates no difference based on gender, but does show the following:

- Respondents aged 15-24 are the most likely to agree, particularly compared to those aged 55 and older (80% vs 71%).
- Those who completed education aged 20 or older (78%) are more likely to agree than respondents who finished at a younger age.
- Students are the most likely to agree, particularly compared to retired persons (82% vs 71%).
- Respondents who experience fewer difficulties paying bills are more likely to agree than those who have difficulties most of the time.






The analysis also shows respondents who place themselves on the left of the political spectrum (82%) are more likely to agree than those in the centre (76%) or on the right (70%). Opinion about the EU is also influential: those with a positive image of the EU (84%) are more likely to agree than those with a neutral (72%) or negative image of the EU (59%).

As has been the case for previous questions, attitudes to development cooperation also have an impact. Respondents who think it is important to help people in developing countries are much more likely to agree than those who think it is not important (81% vs 33%). In addition, those who think tackling poverty should be a priority of the EU or the national government are more likely to agree than those who say this should not be a priority.

Finally, respondents who think aid to developing countries should increase (90%) or stay the same (81%) are much more likely to agree than those who think aid should be reduced (47%).

QH5.4 To what extent do you agree or disagree with each of the following statements?

Providing financial assistance to developing countries contributes to a more peaceful and fairer world (% - EU)

	Total 'Agree'	Total 'Disagree'	Don't know
EU28	75	18	7
 Age			
15-24	80	12	8
25-39	76	18	6
40-54	75	20	5
55 +	71	21	8
 Education (End of)			
15-	70	18	12
16-19	72	21	7
20+	78	18	4
Still studying	82	12	6
 Socio-professional category			
Self-employed	73	22	5
Managers	77	18	5
Other white collars	77	19	4
Manual workers	74	20	6
House persons	73	19	8
Unemployed	74	18	8
Retired	71	20	9
Students	82	12	6
 Difficulties paying bills			
Most of the time	65	25	10
From time to time	74	20	6
Almost never/ Never	77	17	6
 Left-right political scale			
Left	82	14	4
Centre	76	19	5
Right	70	24	6
Image of EU			
Positive	84	12	4
Neutral	72	20	8
Negative	59	34	7
Importance of helping people in developing countries			
Total 'Important'	81	14	5
Total 'Not Important'	33	59	8
EU aid to developing countries			
Increase	90	8	2
No change	81	15	4
Reduce	47	47	6
Tackling poverty EU priority			
Total Agree	89	9	2
Total Disagree	45	51	4
Tackling poverty national governments priority			
Total Agree	91	8	1
Total Disagree	57	39	4

6 Aid for developing countries as a way to tackle irregular migration

In almost all countries, respondents are now more likely to agree financial assistance is an effective way to tackle irregular migration than they were in 2018

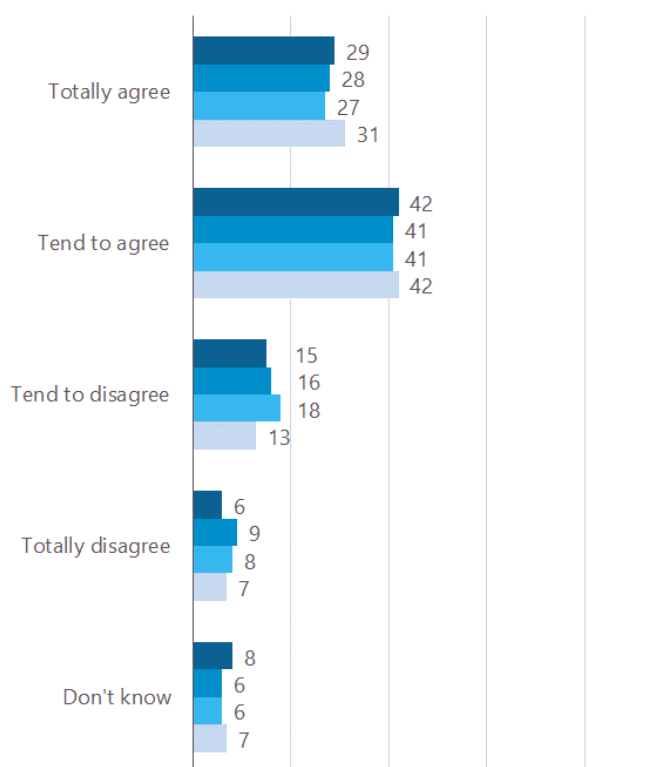
The majority of respondents (71%) agree providing financial assistance to developing countries is an effective way to address irregular migration, with 29% saying they totally agree¹⁴. Just over one in five (21%) disagrees.

There has been a slight increase in agreement since 2018 (+2 pp), but respondents are still less likely to agree than they were in 2015 (-2 pp)¹⁵.

QH5.5 To what extent do you agree or disagree with each of the following statements?

Providing financial assistance to developing countries is an effective way to address irregular migration (% - EU28)

■ June 2019 ■ June-July 2018 ■ Nov-Dec 2016 ■ Dec.2015



¹⁴ QH5.5. To what extent do you agree or disagree with each of the following statements? Providing financial assistance to developing countries is an effective way to address irregular migration. Totally agree; Tend to agree; Tend to disagree; Totally disagree; Don't Know.

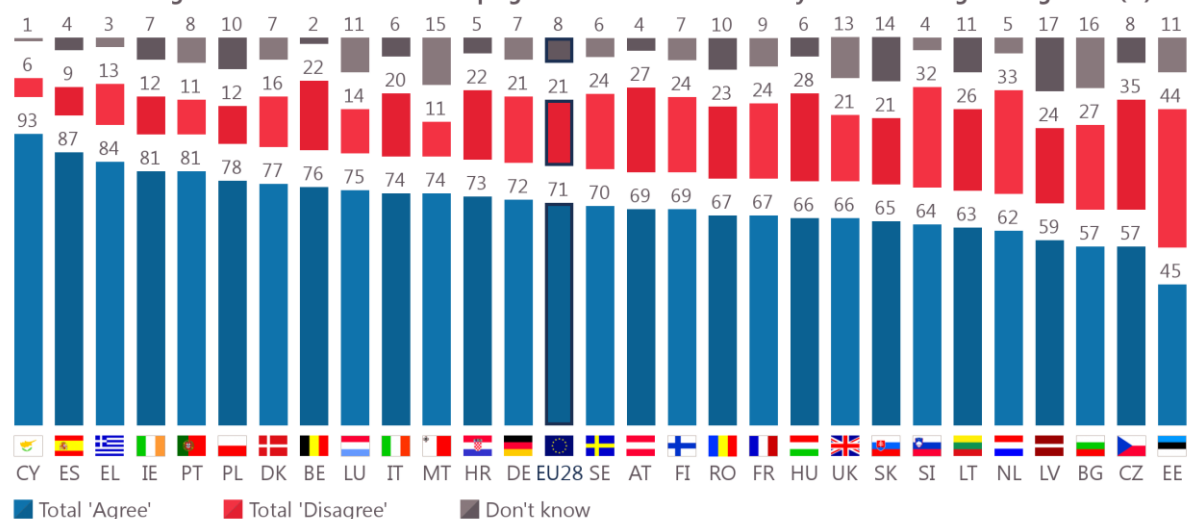
¹⁵ In 2015 the response option wording was slightly different: 'Aid for developing countries is an effective way to tackle irregular migration'

In all but one country, the majority of respondents agree providing financial assistance to developing countries is an effective way to address irregular migration, although proportions vary from 93% in Cyprus, 87% in Spain and 84% in Greece to 57% in Czechia and Bulgaria. Estonia is the exception: opinion here is almost evenly divided, with 45% agreeing and 44% disagreeing.

In Cyprus (53%) and Spain (51%) at least half say they 'totally agree'.

QH5.5 To what extent do you agree or disagree with each of the following statements?






























Providing financial assistance to developing countries is an effective way to address irregular migration (%)



In 23 countries, respondents are now more likely to agree providing financial assistance to developing countries is an effective way to address irregular migration than they were in 2018. In 14 countries there has been an increase of at least five points, with the largest in Estonia (+8 pp), and Denmark, Slovenia and Sweden (all +7 pp). In contrast, respondents in Malta (-6 pp) are now less likely to agree. Opinion in Croatia has remained stable.

QH5.5 To what extent do you agree or disagree with each of the following statements?

Providing financial assistance to developing countries is an effective way to address irregular migration (%)

		Total 'Agree'	Diff. June 2019 - June-July 2018	Total 'Disagree'	Diff. June 2019 - June-July 2018	Don't know
EU28		71	▲ 2	21	▼ 4	8
EE		45	▲ 8	44	▼ 11	11
DK		77	▲ 7	16	▼ 8	7
SI		64	▲ 7	32	▼ 6	4
SE		70	▲ 7	24	▼ 7	6
BE		76	▲ 6	22	▼ 6	2
NL		62	▲ 6	33	▼ 7	5
AT		69	▲ 6	27	▼ 7	4
CZ		57	▲ 5	35	▼ 7	8
EL		84	▲ 5	13	▼ 5	3
FR		67	▲ 5	24	▼ 8	9
LV		59	▲ 5	24	▼ 9	17
PL		78	▲ 5	12	▼ 7	10
SK		65	▲ 5	21	▼ 8	14
FI		69	▲ 5	24	▼ 7	7
IE		81	▲ 4	12	▼ 6	7
CY		93	▲ 4	6	▼ 4	1
HU		66	▲ 4	28	▼ 5	6
UK		66	▲ 4	21	▼ 5	13
LU		75	▲ 2	14	▼ 8	11
DE		72	▲ 1	21	▼ 5	7
ES		87	▲ 1	9	▼ 2	4
PT		81	▲ 1	11	▼ 3	8
RO		67	▲ 1	23	▼ 3	10
HR		73	=	22	▼ 2	5
IT		74	▼ 1	20	▲ 1	6
LT		63	▼ 1	26	▼ 2	11
BG		57	▼ 2	27	=	16
MT		74	▼ 6	11	▼ 5	15

No differences in opinion based on gender, age or occupation appear in the results of the socio-demographic analysis. However, respondents who completed education aged 20 or older are more likely to agree than those who completed at a younger age (76% vs 70%). The analysis also shows respondents who experience fewer financial difficulties are more likely to agree than those who experience the most difficulties.

Respondents who agree it is important to help people in developing countries, and those who think tackling poverty in developing countries should be a priority for the EU and their national government are all more likely to agree providing financial assistance to developing countries is an effective way to address irregular migration. For example, 89% of respondents who think tackling poverty in developing countries should be a priority for their national government agree, compared to 54% who do not think this should be a priority.

Respondents who think aid to developing countries should increase (87%) or remain the same (77%) are much more likely to agree providing financial assistance to developing countries is an effective way to address irregular migration than those who think aid should be reduced (47%).

Once again opinion about the EU is influential: those with a positive image (81%) are much more likely to agree than those with a neutral (69%) or a negative image (59%). Finally, respondents who place themselves on the left of the political spectrum are the most likely to agree, particularly compared to those on the right (78% vs 70%).

QH5.5 To what extent do you agree or disagree with each of the following statements?

Providing financial assistance to developing countries is an effective way to address irregular migration (% - EU)

	Total 'Agree'	Total 'Disagree'	Don't know
EU28	71	21	8
Age			
15-24	74	16	10
25-39	73	20	7
40-54	73	22	5
55 +	70	21	9
Education (End of)			
15-	70	18	12
16-19	70	23	7
20+	76	19	5
Still studying	75	16	9
Socio-professional category			
Self-employed	71	23	6
Managers	75	20	5
Other white collars	76	19	5
Manual workers	72	21	7
House persons	73	18	9
Unemployed	69	22	9
Retired	69	21	10
Students	75	16	9
Difficulties paying bills			
Most of the time	62	28	10
From time to time	72	21	7
Almost never/ Never	74	19	7
Left-right political scale			
Left	78	17	5
Centre	74	20	6
Right	70	24	6
Image of EU			
Positive	81	14	5
Neutral	69	22	9
Negative	59	33	8
Importance of helping people in developing countries			
Total 'Important'	78	16	6
Total 'Not Important'	34	58	8
EU aid to developing countries			
Increase	87	10	3
No change	77	18	5
Reduce	47	46	7
Tackling poverty EU priority			
Total Agree	86	11	3
Total Disagree	43	53	4
Tackling poverty national governments priority			
Total Agree	89	9	2
Total Disagree	54	41	5

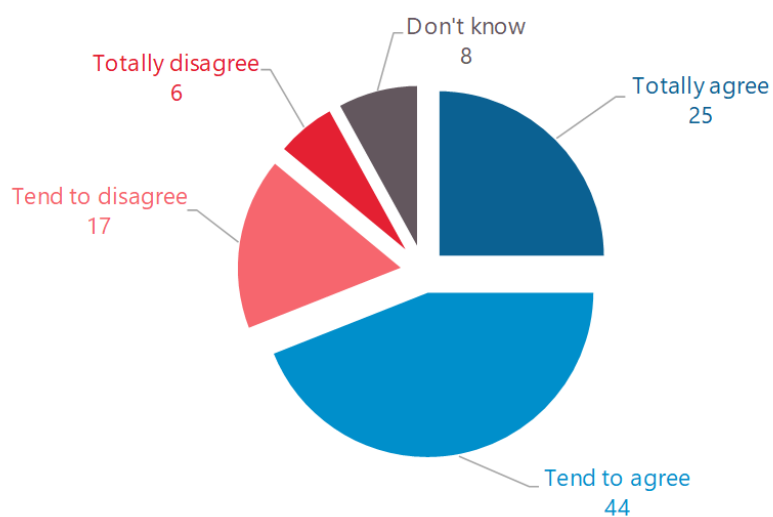
7 Financial assistance to developing countries: an effective way to reduce inequalities

Almost seven in ten agree providing financial assistance to developing countries is an effective way to reduce inequalities

More than two thirds of respondents (69%) agree providing financial assistance to developing countries is an effective way to reduce inequalities in these countries with 25% saying they 'totally agree'¹⁶. Almost one quarter (23%) disagree.

QH5.6 To what extent do you agree or disagree with each of the following statements?

Providing financial assistance to developing countries is an effective way to reduce inequalities in these countries (% - EU)

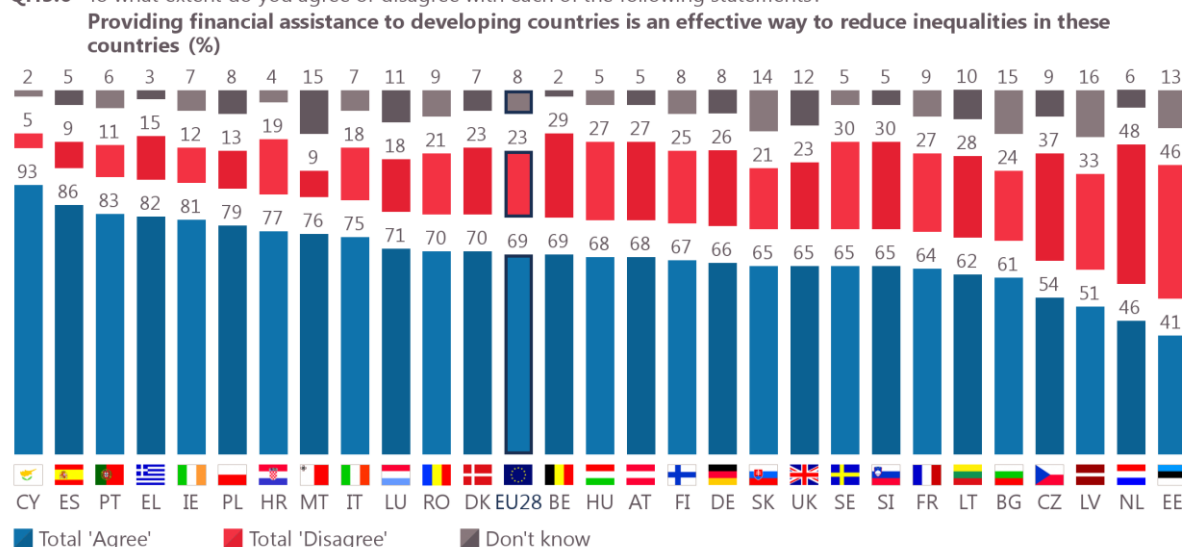


(June 2019)

¹⁶QH5.6. To what extent do you agree or disagree with each of the following statements? Providing financial assistance to developing countries is an effective way to reduce inequalities in these countries. Totally agree; Tend to agree; Tend to disagree; Totally disagree; Don't Know.

Although the majority of respondents in all but two countries agree providing financial assistance to developing countries is an effective way to reduce inequalities in these countries, there is a wide range of opinion. Respondents in Cyprus (93%), Spain (86%) and Portugal (83%) are the most likely to agree, particularly compared to those in Estonia (41%), Netherlands (46%) and Latvia (51%).

QH5.6 To what extent do you agree or disagree with each of the following statements?



The socio-demographic analysis shows no notable differences based on gender, education level or occupation, but does illustrate the following:






- Respondents aged 15-24 are the most likely to agree providing financial assistance to developing countries is an effective way to reduce inequalities in these countries, particularly compared to those aged 55 and older (74% vs 68%).
- Those with fewer difficulties paying bills (71%) are more likely to agree than those who experience difficulties most of the time (61%).
- Those who identify as being on the left of the political scale (75%) are more likely to agree than those in the centre (71%) or on the right (67%).
- Respondents with a positive image towards the EU (78%) are more likely to agree than those with a neutral (68%) or negative (56%) image.

In a familiar pattern, respondents' attitude towards development cooperation has an impact on opinion. Those who think it is important to help people in developing countries are more likely to agree providing financial assistance to developing countries is an effective way to reduce inequalities, compared to those who think helping people in developing countries is not important (76% vs 30%).

Furthermore, those who agree tackling poverty in developing countries should be one of the main priorities for the EU (84% vs 38% who think this should not be a priority) or their national government (88% vs 50%) are more likely to agree, compared to those who think this should not be a priority. Finally, those who think EU aid to developing countries should increase (85%) or stay the same (75%) are more likely to agree than those who think aid should decrease (45%).

QH5.6 To what extent do you agree or disagree with each of the following statements?

Providing financial assistance to developing countries is an effective way to reduce inequalities in these countries (N) (% - EU)

	Total 'Agree'	Total 'Disagree'	Don't know
EU28	69	23	8
 Age			
15-24	74	18	8
25-39	72	21	7
40-54	70	24	6
55 +	68	23	9
 Education (End of)			
15-	67	19	14
16-19	68	25	7
20+	72	22	6
Still studying	74	20	6
 Socio-professional category			
Self-employed	70	24	6
Managers	72	23	5
Other white collars	73	22	5
Manual workers	71	22	7
House persons	69	20	11
Unemployed	67	24	9
Retired	66	23	11
Students	74	20	6
 Difficulties paying bills			
Most of the time	61	29	10
From time to time	71	22	7
Almost never/ Never	71	22	7
 Left-right political scale			
Left	75	20	5
Centre	71	23	6
Right	67	27	6
Image of EU			
Positive	78	17	5
Neutral	68	23	9
Negative	56	36	8
Importance of helping people in developing countries			
Total 'Important'	76	18	6
Total 'Not Important'	30	60	10
EU aid to developing countries			
Increase	85	12	3
No change	75	20	5
Reduce	45	48	7
Tackling poverty EU priority			
Total Agree	84	13	3
Total Disagree	38	57	5
Tackling poverty national governments priority			
Total Agree	88	10	2
Total Disagree	50	45	5

II. ATTITUDES TOWARDS EU AID

Close to three quarters of the respondents support EU financial assistance to developing countries

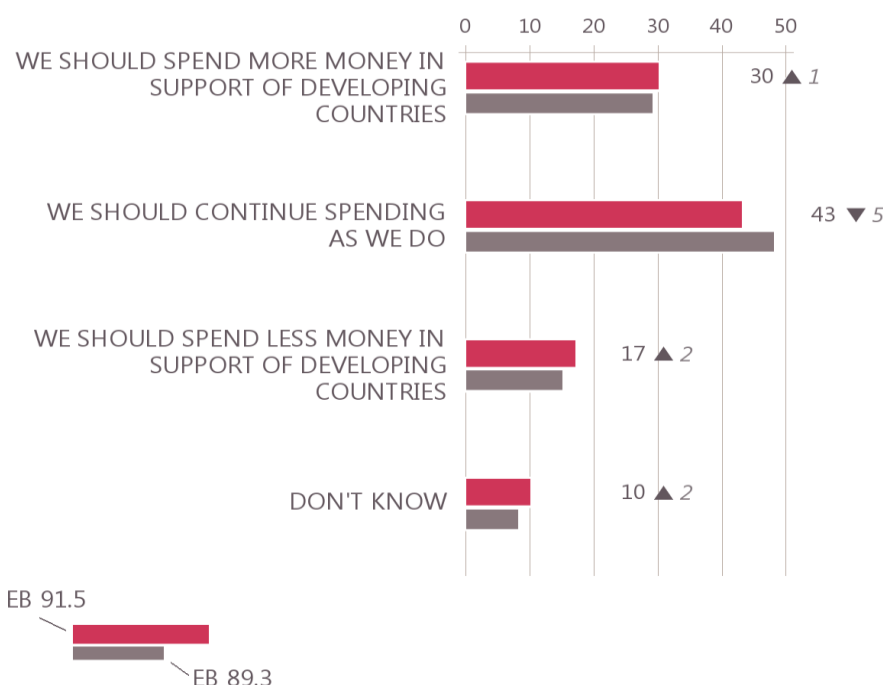
Respondents were asked what they thought about the amount spent on financial assistance to developing countries¹⁷. More than four in ten (43%) think the EU and its Member States should continue spending the current level, while three in ten (30%) think more money should be spent in support of developing countries.

Almost one in five (17%) think less money should be spent in support of developing countries, while one in ten (10%) are unable to answer.

Since 2018 the proportion who think spending should continue as it is currently has declined by five points. The proportion who think more should be spent has increased by one point, while the proportion who think less should be spent has increased by two points.

The proportion who think spending should increase is now at its highest level.

QH4 The European Union and its Member States provide financial assistance to developing countries. Which of the following statements best describes your opinion?
(% - EURO AREA)



¹⁷ QH4 The EU and its Member States provide financial assistance to developing countries. Which of the following statements best describes your opinion? We should spend more money in support of developing countries; We should continue spending as we do; We should spend less money in support of developing countries.

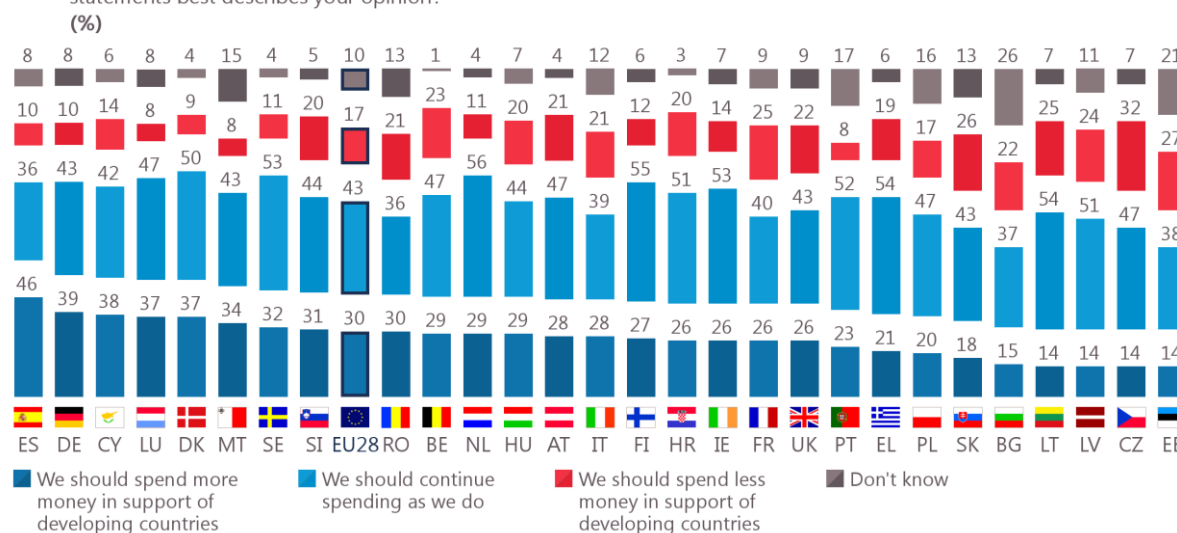
Fewer than half of all respondents in each country think more money should be spent in support of developing countries, with respondents in Spain (46%), Germany (39%) and Cyprus (38%) the most likely to think this way. In fact, in Spain this is the most common answer. At the other end of the scale 14% in Lithuania, Latvia, Estonia and Czechia think the same way.

In every Member State except Spain, respondents most often say spending should continue as it is currently. This view is most widely held in the Netherlands (56%), Finland (55%), and Greece and Lithuania (both 54%), particularly compared to Romania and Spain (both 36%), and Bulgaria (37%).

At least one quarter of respondents in Czechia (32%), Estonia (27%), Slovakia (26%), and Lithuania and France (both 25%) think less money should be spent in support of developing countries. In contrast 8% in Malta, Luxembourg and Portugal think this way.

The proportion of respondents in Bulgaria (26%) and Estonia (21%) who say they don't know is particularly high.

QH4 The European Union and its Member States provide financial assistance to developing countries. Which of the following statements best describes your opinion?
































The country-level trends since 2018 are mixed. In 12 countries respondents are now more likely to say **more should be spent** in support of developing countries, with the largest increases seen in Belgium, Italy, Luxembourg and Poland (+5 pp each). In 12 countries respondents are now less likely to say more should be spent, with the biggest declines seen in Malta (-12 pp) and Cyprus (-6 pp). There has been no change in France, Lithuania, Austria and Slovenia.

In 21 countries, respondents are now less likely to think spending should **remain the same** than they were in 2018, with the largest declines to be seen in Poland (-16 pp), Slovakia (-14 pp), Czechia (-13 pp) and Lithuania (-10 pp). Respondents in Malta, on the other hand, are now more likely to think this way (+8 pp).

Compared to 2018, respondents in Czechia (+10 pp), Slovakia and Lithuania (both +9 pp) and Poland (+7 pp) are now more likely to think **less should be spent**. Overall there are 19 countries where respondents are now more likely to think this way. On the other hand, respondents in Greece (-5 pp) are now less likely to think this way.

QH4 The European Union and its Member States provide financial assistance to developing countries. Which of the following statements best describes your opinion? (%)

		We should spend more money in support of developing countries	Diff. June 2019 - June-July 2018	We should continue spending as we do	Diff. June 2019 - June-July 2018	We should spend less money in support of developing countries	Diff. June 2019 - June-July 2018	Don't know
EU28		30	▲ 1	43	▼ 5	17	▲ 2	10
BE		29	▲ 5	47	▼ 9	23	▲ 4	1
IT		28	▲ 5	39	▼ 9	21	▲ 4	12
LU		37	▲ 5	47	▼ 5	8	▼ 3	8
PL		20	▲ 5	47	▼ 16	17	▲ 7	16
DK		37	▲ 4	50	▼ 5	9	▲ 1	4
EE		14	▲ 3	38	▼ 5	27	=	21
HR		26	▲ 3	51	▼ 6	20	▲ 4	3
SK		18	▲ 3	43	▼ 14	26	▲ 9	13
CZ		14	▲ 2	47	▼ 13	32	▲ 10	7
ES		46	▲ 2	36	▼ 8	10	▲ 3	8
DE		39	▲ 1	43	▼ 2	10	=	8
HU		29	▲ 1	44	▼ 8	20	▲ 6	7
FR		26	=	40	▼ 2	25	▲ 1	9
LT		14	=	54	▼ 10	25	▲ 9	7
AT		28	=	47	▼ 4	21	▲ 3	4
SI		31	=	44	▼ 2	20	▲ 2	5
BG		15	▼ 1	37	▼ 8	22	▲ 2	26
EL		21	▼ 1	54	▲ 5	19	▼ 5	6
LV		14	▼ 1	51	=	24	▼ 1	11
RO		30	▼ 1	36	▼ 4	21	▲ 3	13
IE		26	▼ 2	53	▼ 2	14	▲ 3	7
PT		23	▼ 2	52	=	8	=	17
FI		27	▼ 2	55	▼ 1	12	▲ 1	6
UK		26	▼ 2	43	▼ 1	22	▲ 2	9
NL		29	▼ 3	56	▲ 7	11	▼ 4	4
SE		32	▼ 4	53	▲ 3	11	▲ 2	4
CY		38	▼ 6	42	▲ 4	14	=	6
MT		34	▼ 12	43	▲ 8	8	=	15






The socio-demographic analysis highlights that across all groups, respondents are generally most likely to think spending should remain the same. However, there are differences when it comes to the view that spending should increase or decrease:

- Respondents aged 15-24 (38%) are more likely than older respondents to think spending should increase, and this is particularly the case compared to those aged 55 and older (26%). Those aged 25 and older are more likely than the youngest respondents to say spending should decrease.
- Respondents who completed their education aged 20 and older are the most likely to say spending should increase, particularly compared to those who finished aged 15 or younger (36% vs 23%). Those who completed education aged 19 or younger are more likely to say spending should decrease than those who finished education at an older age.
- Students (41%) and managers (37%) are more likely than other occupation groups to think spending should increase, and less likely to think it should decrease.
- Respondents who experience the least financial difficulties are more likely to think spending should increase, and less likely to think it should decrease compared to those who experience more difficulties. For instance, 15% of those who experience the least financial difficulties think spending should decrease, compared to 26% who experience the most difficulties. Those with the most difficulties are also the least likely to think spending should remain the same (36%).
- Those on the left are the most likely to be in favour of increased spending on financial assistance for developing countries: 41% say spending should increase, compared to 29% of those in the centre and 23% of those on the right. In fact, respondents on the left are slightly more likely to think spending should increase than they are to think it should stay the same (40%).
- Respondents with a positive image of the EU are the most likely to think financial assistance to developing countries should increase (36% vs 23% of those with a negative image, and the least likely to think it should decrease (11% vs 32% of those with a negative image).

Not surprisingly, respondents who think tackling poverty in developing countries should be a priority for the EU or their national government are more likely to say aid should be increased, compared to those who think this should not be a priority. Finally, respondents who think it is important to help people in developing countries are much more likely to think spending should stay the same or increase, while the majority of respondents who think helping is not important say spending should decrease (58%).

QH4 The European Union and its Member States provide financial assistance to developing countries. Which of the following statements best describes your opinion?

(% - EU)

	We should spend more money in support of developing countries	We should continue spending as we do	We should spend less money in support of developing countries	Don't know
EU28	30	43	17	10
 Age				
15-24	38	39	13	10
25-39	31	43	18	8
40-54	30	44	18	8
55 +	26	44	19	11
 Education (End of)				
15-	23	40	22	15
16-19	25	46	20	9
20+	36	44	13	7
Still studying	41	39	12	8
 Socio-professional category				
Self-employed	30	44	17	9
Managers	37	44	12	7
Other white collars	29	45	17	9
Manual workers	29	43	19	9
House persons	26	41	20	13
Unemployed	30	39	21	10
Retired	24	45	19	12
Students	41	39	12	8
 Difficulties paying bills				
Most of the time	24	36	26	14
From time to time	26	43	22	9
Almost never/ Never	32	44	15	9
 Left-right political scale				
Left	41	40	13	6
Centre	29	47	16	8
Right	23	46	24	7
Image of EU				
Positive	36	45	11	8
Neutral	26	45	18	11
Negative	23	35	32	10
Importance of helping people in developing countries				
Total 'Important'	33	46	13	8
Total 'Not Important'	8	28	58	6
EU aid to developing countries				
Increase	100	0	0	0
No change	0	100	0	0
Reduce	0	0	100	0
Tackling poverty EU priority				
Total Agree	38	45	11	6
Total Disagree	11	42	39	8
Tackling poverty national governments priority				
Total Agree	40	43	11	6
Total Disagree	16	46	29	9

III. UNDERSTANDING THE CHALLENGES FACING DEVELOPING COUNTRIES

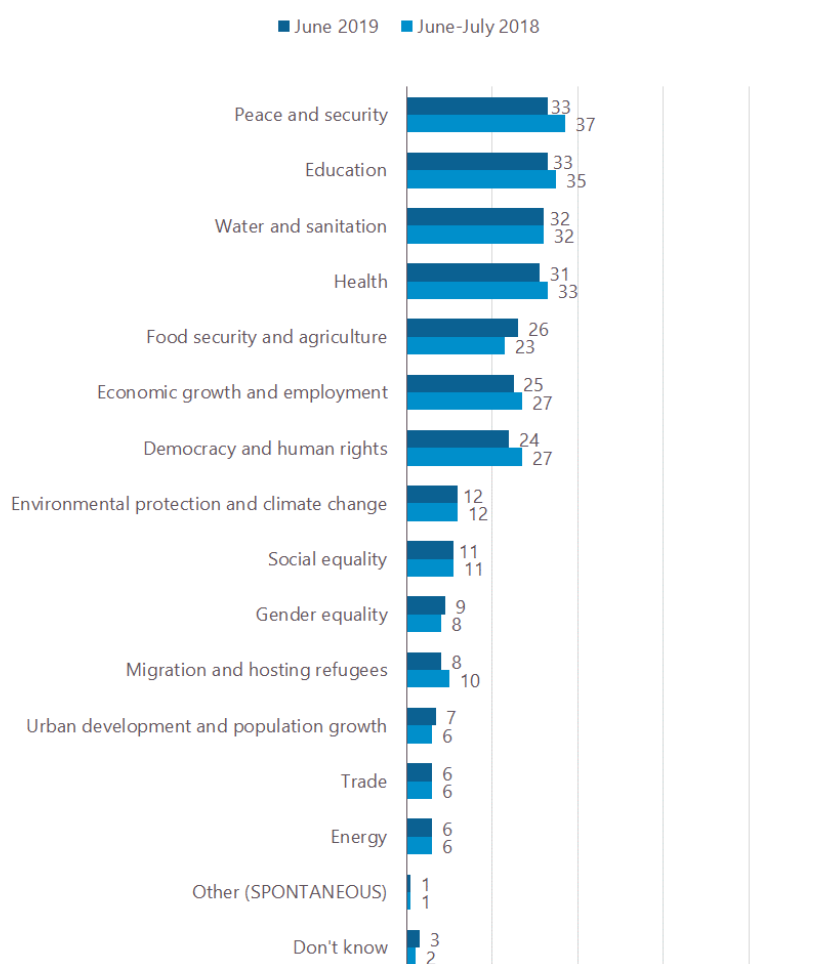
Peace and security, and education are considered the most pressing challenges for the future of developing countries

Respondents were given a list of challenges and asked which they considered the most pressing for the future of developing countries¹⁸. A group of challenges is mentioned by more than three in ten: peace and security, and education (both 33%), water and sanitation (32%) and health (31%).

Around one quarter mention food security and agriculture (26%), economic growth and employment (25%) or democracy and human rights (24%). At least one in ten mention environmental protection and climate change (12%) or social equality (11%). Fewer than one in ten respondents mention the other challenges.

Compared to 2018, respondents are now slightly more likely to mention food security and agriculture (+3 pp), but less likely to mention peace and security (-4 pp) or democracy and human rights (-3 pp).

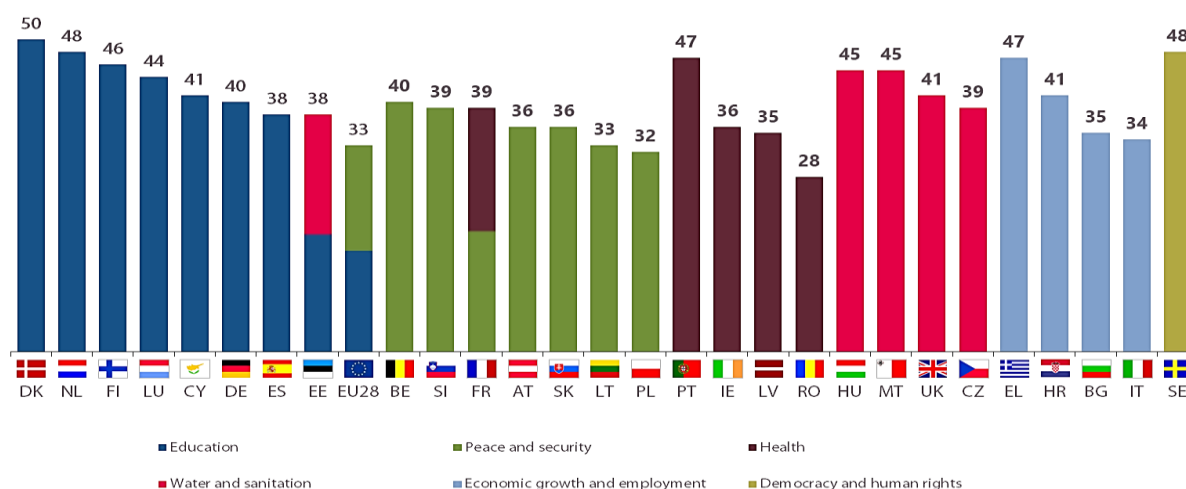
QH2 Which of the following challenges do you consider the most pressing for the future of developing countries?
(% - EU28)



¹⁸ QH2. Which of the following challenges do you consider as the most pressing for the future of developing countries? Food security and agriculture; Health; Education; Gender equality; Trade; Water and sanitation; Peace and security; Environmental protection and climate change; Democracy and human rights; Energy; Economic growth and employment; social equality; Migration and Hosting refugees; Urban development and population growth; Other (SPONTANEOUS); Don't Know

Education is the most mentioned challenge in seven countries, while in Estonia it is equally mentioned along with water and sanitation. Peace and security is the most mentioned challenge in six countries, while in France it is equally mentioned with health. Health, water and sanitation, and economic growth and employment are the most mentioned challenge in four countries each. Sweden is the only country where democracy and human rights is most often mentioned as one of the most pressing challenges for the future of developing countries.

QH2 Which of the following challenges do you consider the most pressing for the future of developing countries? (MAX. 3 ANSWERS)
(% - THE MOST MENTIONED ANSWER BY COUNTRY)



The order of importance given to these challenges varies considerably across Member States. There are only four countries where the three most mentioned challenges for the EU as a whole – **education**, **peace and security**, and **water and sanitation** – also rank in the top three.

Education is mentioned as one of the top three challenges in 14 countries, **peace and security** in 22 and **water and sanitation** is in the top three for 17 countries.

Health is considered one of the three most pressing challenges in 17 countries, **food security and agriculture** is in the top three in seven countries, **economic growth and employment** is in the top three in ten countries while in two countries **democracy and human rights** is one of the three most mentioned challenges.

The table below shows the results for the seven most mentioned challenges. It highlights considerable variation across Member States in the perceived importance of each of these challenges. For instance, the proportion who mention **democracy and human rights** varies 37 points from 48% in Sweden to 11% in Slovakia, and the proportion who mention **economic growth and employment** varies 34 points between Greece (47%) and Finland (13%).

There is a range of 36 points in the proportions who mention **education**: from 50% in Denmark to 14% in Hungary. It is worth noting that education is the only challenge mentioned by at least half in any country.

Mentions of **health** range 28 points from 47% in Portugal to 19% in Sweden, while mentions of **water and sanitation** range 27 points from 45% in Malta to 18% in Romania. **Food security and agriculture** is most mentioned by respondents in Germany (38%) and least mentioned by those in Sweden (13%), a range of 25 points, while 24 points separates the Netherlands (43%) and Malta (19%) in mentions of **peace and security**.

The table also shows changes in opinion since the previous survey in 2018. Highlights include:

- Respondents in Malta (-10 pp), Romania (-8 pp) and Austria (-7 pp) are now less likely to mention **education**.
- In all 28 countries, respondents are now less likely to mention **peace and security**, with the largest declines seen in Malta (-15 pp), Latvia and Croatia (both -13 pp), Hungary (-12 pp), Slovenia (-11 pp) and Portugal (-10 pp).
- Respondents in Malta (+17 pp), Portugal (+13 pp) and Croatia (+12 pp) are now more likely to mention **water and sanitation**, while those in Cyprus (-6 pp) are now less likely to do so.
- In 21 countries, including Romania (-15 pp) and Cyprus (-11 pp), respondents are now less likely to mention **health**.
- Food security and agriculture** is now more likely to be mentioned by respondents in 23 countries, with the largest increases in Portugal and Spain (both +9 pp) and Malta (+8 pp).
- Economic growth and employment** is more likely to be mentioned by respondents in Cyprus (+8 pp) and Luxembourg (+6 pp), and less likely to be mentioned in Lithuania (-8 pp) and Czechia (-7 pp), compared to 2018.
- In 20 countries, respondents are now less likely to mention **democracy and human rights** as a main challenge, compared to 2018. The largest declines are seen in Slovakia (-9 pp), and France and Portugal (both -6 pp).

QH2 Which of the following challenges do you consider the most pressing for the future of developing countries?
(MAX. 3 ANSWERS) (%)

		Education		Peace and security		Water and sanitation		Health		Food security and agriculture		Economic growth and employment		Democracy and human rights		Don't know
		Diff. June 2019 - June-July 2018		Diff. June 2019 - June-July 2018		Diff. June 2019 - June-July 2018		Diff. June 2019 - June-July 2018		Diff. June 2019 - June-July 2018		Diff. June 2019 - June-July 2018		Diff. June 2019 - June-July 2018		
EU28		33	▼ 2	33	▼ 4	32	=	31	▼ 2	26	▲ 3	25	▼ 2	24	▼ 3	3
BE		37	▼ 6	40	▼ 2	37	▲ 4	34	▼ 4	28	▲ 4	22	▲ 4	22	▼ 1	0
BG		20	▼ 2	31	▼ 11	28	▲ 4	28	▼ 6	17	▲ 2	35	▼ 5	16	▼ 5	8
CZ		22	▼ 3	36	▼ 6	39	▼ 2	21	=	31	▼ 2	14	▼ 7	15	▼ 5	1
DK		40	▲ 2	40	▼ 1	28	▼ 3	32	=	13	▲ 3	27	▼ 1	34	▼ 4	0
DE		50	▲ 1	39	▼ 1	31	=	23	▲ 2	38	▲ 1	21	▼ 2	29	▼ 4	1
EE		38	▲ 1	37	▼ 7	38	▲ 3	26	▼ 4	31	▲ 8	27	▲ 4	13	▼ 5	7
IE		32	▼ 3	24	▼ 4	34	▼ 3	36	▼ 7	29	▲ 6	25	▲ 4	22	▼ 2	2
EL		29	=	42	▼ 1	40	▲ 9	38	=	19	▲ 1	47	▼ -2	29	▲ 2	1
ES		38	=	25	▼ 8	32	=	35	▲ 1	29	▲ 9	33	▼ -3	22	▼ 4	2
FR		38	=	39	▼ 3	36	▼ 5	39	▼ 4	24	▲ 6	17	▼ 4	21	▼ 6	4
HR		24	▲ 3	29	▼ 13	23	▲ 12	24	▼ 1	28	▲ 5	41	▼ 3	23	=	1
IT		22	▼ 2	27	▼ 4	29	=	22	▼ 5	18	▼ 3	34	▼ 2	24	▼ 3	6
CY		41	▲ 1	37	▼ 9	34	▼ 6	40	▼ 11	16	▲ 1	38	▲ 8	20	▼ 5	1
LV		31	▲ 1	33	▼ 13	23	▼ 3	35	▼ 5	24	▲ 2	32	▼ 4	15	▲ 2	5
LT		26	▼ 1	33	▼ 9	31	=	31	=	27	▲ 2	31	▼ 8	18	▼ 1	4
LU		44	▲ 1	39	▼ 1	35	▼ 4	34	▼ 6	21	▲ 2	22	▲ 6	24	=	4
HU		14	=	28	▼ 12	45	▲ 6	28	▼ 5	31	▲ 7	26	▼ 2	16	▼ 4	2
MT		40	▼ 10	19	▼ 15	45	▲ 17	36	▼ 8	23	▲ 8	19	▲ 2	21	▲ 1	6
NL		48	▼ 1	43	▼ 4	30	▲ 2	31	▼ 1	25	▲ 4	31	▲ 1	29	▼ 1	0
AT		28	▼ 7	36	▼ 3	35	▲ 2	24	▼ 2	35	▼ 3	19	▼ 3	26	=	2
PL		20	▼ 5	32	▼ 9	21	▲ 2	29	▼ 7	20	=	23	▲ 1	23	▼ 1	6
PT		31	▼ 6	32	▼ 10	28	▲ 13	47	▼ 3	23	▲ 9	45	▼ 4	23	▼ 6	2
RO		23	▼ 8	20	▼ 9	18	▲ 3	28	▼ 15	25	▲ 7	26	▼ 3	21	▼ 2	4
SI		21	▼ 3	39	▼ 11	32	▼ 3	29	▼ 2	21	▲ 5	21	▼ 5	16	=	3
SK		22	▼ 3	36	▼ 5	32	▲ 5	30	▲ 1	34	=	22	▼ 4	11	▼ 9	5
FI		46	▲ 1	37	▼ 8	36	=	31	▼ 3	34	▲ 4	13	▲ 2	25	▼ 4	2
SE		45	▼ 5	37	▼ 4	43	▲ 3	19	▼ 3	13	▲ 4	24	▼ 1	48	▼ 3	1
UK		36	▼ 2	27	▼ 1	41	▼ 1	40	▼ 2	24	▲ 5	19	▼ 1	23	▲ 2	4






The socio-demographic analysis for the top seven challenges shows no differences based on gender, but does reveal the following:

- The older the respondent, the more likely they are to mention **food security and agriculture**: 29% of those aged 55 and over do so, compared to 21% of those aged 15-24. The youngest respondents are, however, the most likely to mention **education** (38%).
- Respondents who completed their education aged 20 or older are the most likely to mention **education** or **democracy and human rights**. For example, 38% who completed education aged 20 or older mention education, compared to 27% who completed aged 15 or younger.
- Managers (43%) and students (41%) are more likely than other occupation groups to mention **education**.
- Those who experience the least financial difficulties are more likely to mention **education** (35%) than those who experience more difficulties. Those who experience the most difficulties are more likely to mention **health** than those with fewer problems paying bills (35% vs 30%).

In addition, respondents who think aid to developing countries should increase or stay the same are more likely to mention **education, food security and agriculture, or democracy and human rights** than those who think it should be reduced. For example, 28% of those who think aid should be increased or stay the same mention **food security and agriculture**, compared to 20% who think aid should be reduced.

The analysis also shows respondents who think it is important to help people in developing countries are more likely to mention each of these challenges, compared to those who think helping is not important. Finally, those with a positive image of the EU are more likely to mention **democracy and human rights** (27%) than those with a neutral (22%) or negative image (21%).

QH2 Which of the following challenges do you consider the most pressing for the future of developing countries? (MAX. 3 ANSWERS)

	Peace and security	Education	Water and sanitation	Health	Food security and agriculture	Economic growth and employment	Democracy and human rights
EU28	33	33	32	31	26	25	24
 Age							
15-24	31	38	30	35	21	22	22
25-39	33	33	30	31	24	25	24
40-54	34	32	33	29	26	27	26
55 +	33	31	35	30	29	25	23
 Education (End of)							
15-	31	27	34	32	28	26	20
16-19	33	29	34	31	28	24	22
20+	34	38	31	29	24	27	29
Still studying	32	41	29	33	21	23	24
 Socio-professional category							
Self-employed	33	32	32	28	25	28	27
Managers	33	43	30	27	25	25	30
Other white collars	36	31	31	29	24	27	25
Manual workers	32	30	32	31	26	24	24
House persons	29	25	33	34	31	29	19
Unemployed	29	29	31	36	27	27	21
Retired	34	31	35	31	29	24	22
Students	32	41	29	33	21	23	24
 Difficulties paying bills							
Most of the time	28	30	32	35	25	25	20
From time to time	31	28	30	30	24	27	22
Almost never/ Never	34	35	33	30	27	25	25
 Left-right political scale							
Left	32	36	33	30	27	26	28
Centre	34	34	33	31	27	25	23
Right	32	30	32	30	26	27	24
Image of EU							
Positive	33	35	32	30	27	26	27
Neutral	33	30	32	32	26	26	22
Negative	33	32	34	30	24	23	21
Importance of helping people in developing countries							
Total 'Important'	34	34	33	32	28	26	25
Total 'Not Important'	26	23	29	26	18	19	17
EU aid to developing countries							
Increase	34	37	32	31	28	27	27
No change	33	33	35	32	28	26	25
Reduce	30	25	29	29	20	22	18
Tackling poverty EU priority							
Total Agree	33	34	32	31	27	26	26
Total Disagree	33	32	34	30	25	25	21
Tackling poverty national governments priority							
Total Agree	32	33	32	31	27	25	25
Total Disagree	34	34	35	31	26	26	24

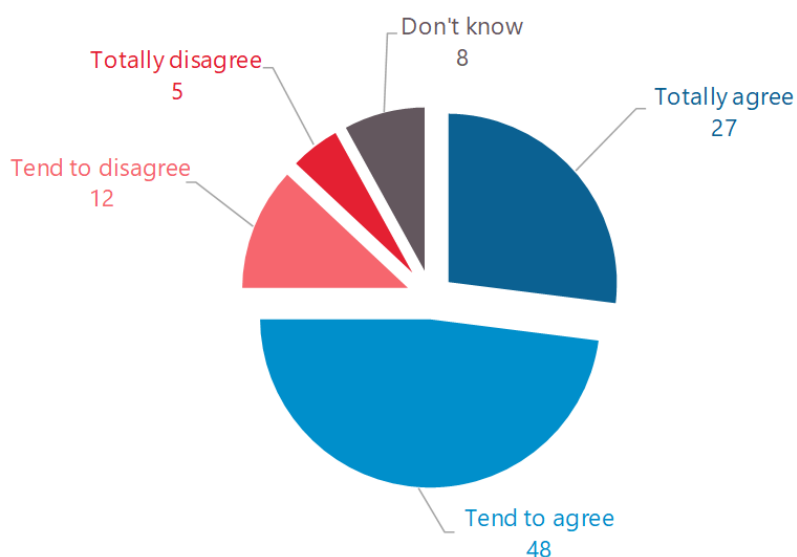
IV. STRENGTHENING THE PARTNERSHIP BETWEEN THE EU AND AFRICA

Three quarters agree the EU should strengthen its partnership with and increase financial investments in Africa

A large majority (75%) agree the EU should strengthen its partnership with and increase financial investments in Africa to create jobs and ensure sustainable development on both continents. More than one quarter (27%) 'totally agree'. Fewer than one in five disagrees (17%), while 8% say they don't know.

As this is a new question, no trend data is available.

QH3 To what extent do you agree or disagree with the following statement: the EU should strengthen its partnership with and increase financial investments in Africa to create jobs and ensure sustainable development on both continents. (% - EU)



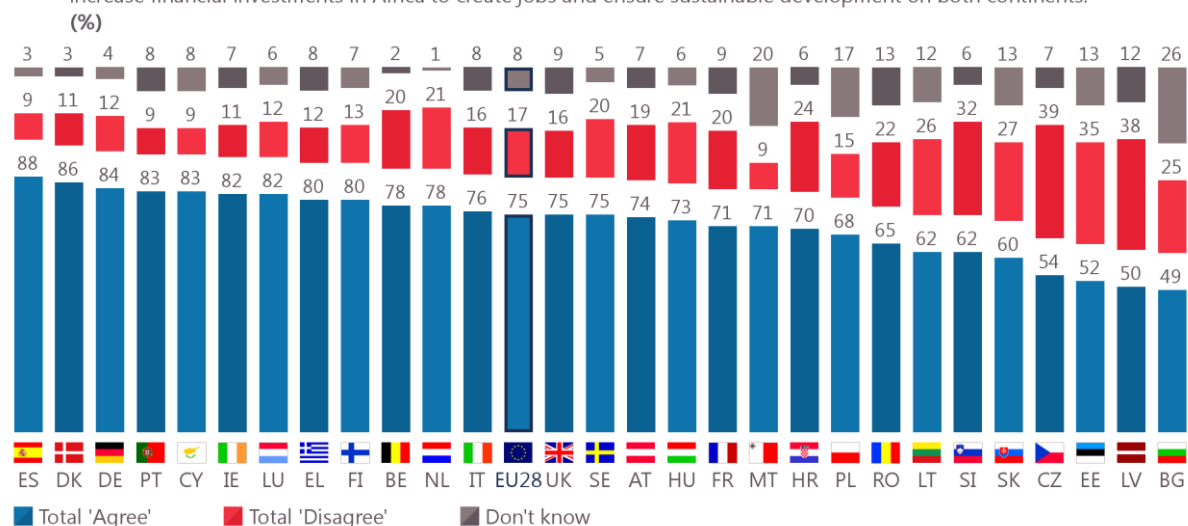
(June 2019)

In 24 Member States, at least six in ten respondents agree the EU should strengthen its partnership with and increase financial investments in Africa. The level of agreement varies from 88% in Spain, 86% in Denmark and 84% in Germany to 49% in Bulgaria, 50% in Latvia, 52% in Estonia and 54% in Czechia.

Half of all respondents in Spain and 47% in Cyprus 'totally agree' with this idea.

The proportion of respondents in Bulgaria (26%), Malta (20%) and Poland (17%) who say they don't know is particularly high.

QH3 To what extent do you agree or disagree with the following statement: the EU should strengthen its partnership with and increase financial investments in Africa to create jobs and ensure sustainable development on both continents.



The socio-demographic analysis shows a number of familiar patterns:

- Respondents aged 15-24 are the most likely to agree, particularly compared to those aged 55 and older (80% vs 73%).
- Respondents who completed education aged 20 or older (81%) are more likely to agree than those who completed aged 19 or younger.
- Students (82%) and managers (81%) are the most likely to agree, particularly compared to the unemployed (71%).
- Those who experience fewer difficulties paying bills are more likely to agree than those who experience the most difficulties.
- Respondents who place themselves on the left of the political spectrum (83%) are more likely to agree than those in the centre (78%) or on the right (73%).
- Those who have a positive image of the EU (85%) are more likely to agree than those who are neutral (73%) or negative (61%).

In addition, respondents who think it is important to help people in developing countries, as well as those who think tackling poverty in developing countries should be one of the main priorities of the EU or the national government are more likely to agree. For example, 87% of those who think tackling poverty in developing countries should be one of the main priorities of the EU agree, compared to 48% who don't think this should be a priority.

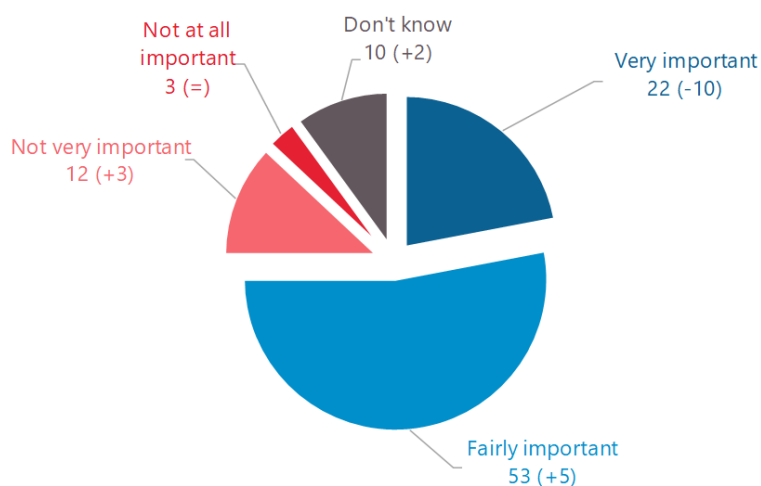
V. THE ROLE OF PRIVATE COMPANIES IN DEVELOPMENT COOPERATION

Respondents are less likely to think private companies have an important role in the sustainable development of developing countries than they were in 2018

Respondents were asked their opinion about the role of private companies in the sustainable development of developing countries¹⁹. Three quarters think their role should be important, with 22% saying it should be 'very important'. More than one in ten (15%) think their role should not be important, while 10% say they don't know.

The proportion who think the role of private companies should be important has declined by five points since 2018, with the proportion who think their role should be 'very important' declining by ten points.

QH6 In your opinion, how important do you think the role of private companies in the sustainable development of developing countries should be? (% - EU)



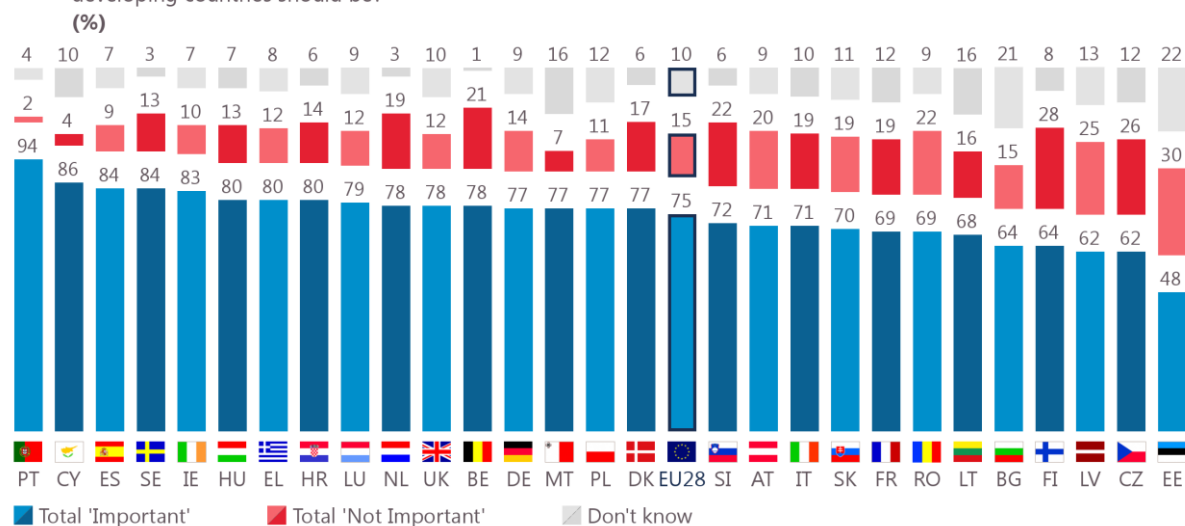
(June 2019 - June-July 2018)

¹⁹ QH6 In your opinion, how important do you think the role of private companies in the sustainable development of developing countries should be? Very important; Fairly important; Not very important; Not at all important.

In all but one country, more than six in ten respondents think private companies should have an important role in the sustainable development of developing countries, with proportions varying from 94% in Portugal, 86% in Cyprus and 84% in Spain and Sweden to 62% in Latvia and Czechia. The exception is Estonia, where 48% think the role of private companies should be important.

Cyprus (47%) is the only country where at least four in ten think private companies should have a 'very important' role, followed by 39% in Sweden and 32% in Ireland and Spain. In contrast 8% in Estonia, 10% in Lithuania and 12% in Slovakia and Czechia think the same way.

QH6 In your opinion, how important do you think the role of private companies in the sustainable development of developing countries should be?
































Compared to 2018, respondents in 22 countries are now less likely to think private companies should have an important role in the sustainable development of developing countries, with the largest declines amongst respondents in Finland and Italy (both -9 pp), France and Greece (both -8 pp), and Czechia, Romania, Austria, the Netherlands and Malta (all -7 pp). In contrast, respondents in Hungary and Denmark are now more likely to think the role of private companies should be important (both +5 pp).

The more detailed trend analysis shows the proportion who think private companies should have a 'very important' role in the sustainable development of developing countries has declined in all but one country (Denmark, no change), with the largest declines to be seen in Romania and Greece (both -17 pp), and Ireland and Sweden (both -15 pp).

QH6 In your opinion, how important do you think the role of private companies in the sustainable development of developing countries should be?

(%)

		Very important	Diff. June 2019 - June-July 2018	Fairly important	Diff. June 2019 - June-July 2018	Not very important	Diff. June 2019 - June-July 2018	Not at all important	Diff. June 2019 - June-July 2018	Don't know	Total 'important'	Diff. June 2019 - June-July 2018	Total 'Not Important'	Diff. June 2019 - June-July 2018
EU28		22	▼ 10	53	▲ 5	12	▲ 3	3	=	10	75	▼ 5	15	▲ 3
DK		25	=	52	▲ 5	15	▼ 2	2	▼ 2	6	77	▲ 5	17	▼ 4
HU		17	▼ 7	63	▲ 12	11	=	2	▼ 3	7	80	▲ 5	13	▼ 3
SI		21	▼ 4	51	▲ 5	18	▲ 2	4	=	6	72	▲ 1	22	▲ 2
BG		21	▼ 7	43	▲ 7	9	=	6	▲ 3	21	64	=	15	▲ 3
HR		16	▼ 11	64	▲ 11	11	▼ 1	3	▼ 1	6	80	=	14	▼ 2
PT		15	▼ 14	79	▲ 14	2	▼ 1	0	=	4	94	=	2	▼ 1
UK		27	▼ 11	51	▲ 10	9	▲ 1	3	=	10	78	▼ 1	12	▲ 1
LV		15	▼ 1	47	▼ 1	19	▲ 1	6	▲ 1	13	62	▼ 2	25	▲ 2
DE		25	▼ 9	52	▲ 6	12	▲ 2	2	▼ 2	9	77	▼ 3	14	=
IE		32	▼ 15	51	▲ 12	9	▲ 4	1	▼ 1	7	83	▼ 3	10	▲ 3
SK		12	▼ 10	58	▲ 7	15	▲ 3	4	▲ 1	11	70	▼ 3	19	▲ 4
SE		39	▼ 15	45	▲ 12	10	▲ 2	3	▲ 1	3	84	▼ 3	13	▲ 3
EE		8	▼ 2	40	▼ 2	23	▲ 1	7	=	22	48	▼ 4	30	▲ 1
ES		32	▼ 8	52	▲ 4	7	▲ 2	2	▲ 1	7	84	▼ 4	9	▲ 3
CY		47	▼ 4	39	=	4	=	0	▼ 1	10	86	▼ 4	4	▼ 1
LT		10	▼ 9	58	▲ 5	13	▲ 2	3	▲ 2	16	68	▼ 4	16	▲ 4
LU		24	▼ 11	55	▲ 7	10	▲ 2	2	=	9	79	▼ 4	12	▲ 2
BE		17	▼ 9	61	▲ 4	18	▲ 5	3	▲ 1	1	78	▼ 5	21	▲ 6
PL		15	▼ 10	62	▲ 4	9	▲ 3	2	▲ 1	12	77	▼ 6	11	▲ 4
CZ		12	▼ 6	50	▼ 1	20	▲ 4	6	▲ 2	12	62	▼ 7	26	▲ 6
MT		22	▼ 13	55	▲ 6	6	▼ 1	1	▼ 1	16	77	▼ 7	7	▼ 2
NL		28	▼ 9	50	▲ 2	16	▲ 5	3	▲ 2	3	78	▼ 7	19	▲ 7
AT		25	▼ 9	46	▲ 2	14	▲ 1	6	▲ 3	9	71	▼ 7	20	▲ 4
RO		19	▼ 17	50	▲ 10	18	▲ 6	4	▲ 1	9	69	▼ 7	22	▲ 7
EL		25	▼ 17	55	▲ 9	11	▲ 6	1	=	8	80	▼ 8	12	▲ 6
FR		21	▼ 10	48	▲ 2	12	▲ 1	7	▲ 1	12	69	▼ 8	19	▲ 2
IT		14	▼ 12	57	▲ 3	16	▲ 9	3	▲ 1	10	71	▼ 9	19	▲ 10
FI		14	▼ 6	50	▼ 3	24	▲ 5	4	▲ 1	8	64	▼ 9	28	▲ 6






The socio-demographic analysis shows no difference in opinion based on gender or age, but it does highlight the following:

- Respondents who completed education aged 20 or older are the most likely to say private companies should have an important role in the sustainable development of developing countries, particularly compared to those who completed education aged 15 or younger (79% vs 70%).
- Managers (81%) and other white-collar workers (80%) are the most likely to think the role of private companies should be important, particularly compared to house persons, retired persons and the unemployed (all 72%).
- Respondents who experience fewer financial difficulties are more likely to say the role of private companies should be important, compared to those who experience the most difficulties.

In addition, respondents who think helping people in developing countries is important are much more likely to think the role of private companies should be important, compared to those who say helping is not important (82% vs 38%). It is also worth noting that respondents who think tackling poverty in developing countries should be a priority for the EU (85% vs 57% who say it should not be a priority) or their national government (86% vs 63%) are more likely to think the role of private companies should be important.

Finally, respondents who think EU aid to developing countries should increase (85%) or stay the same (80%) are more likely to think private companies should have an important role, compared to those who think aid should be reduced (61%)

QH6 In your opinion, how important do you think the role of private companies in the sustainable development of developing countries should be?
(% - EU)

	Total 'Important'	Total 'Not Important'	Don't know
EU28	75	15	10
 Age			
15-24	76	15	9
25-39	77	16	7
40-54	77	16	7
55 +	73	15	12
 Education (End of)			
15-	70	14	16
16-19	76	15	9
20+	79	15	6
Still studying	77	16	7
 Socio-professional category			
Self-employed	75	17	8
Managers	81	13	6
Other white collars	80	14	6
Manual workers	75	17	8
House persons	72	15	13
Unemployed	72	18	10
Retired	72	14	14
Students	77	16	7
 Difficulties paying bills			
Most of the time	66	20	14
From time to time	74	18	8
Almost never/ Never	77	14	9
 Left-right political scale			
Left	79	15	6
Centre	80	13	7
Right	77	16	7
Image of EU			
Positive	82	11	7
Neutral	73	16	11
Negative	65	24	11
Importance of helping people in developing countries			
Total 'Important'	82	11	7
Total 'Not Important'	38	50	12
EU aid to developing countries			
Increase	85	10	5
No change	80	13	7
Reduce	61	30	9
Tackling poverty EU priority			
Total Agree	85	10	5
Total Disagree	57	32	11
Tackling poverty national governments priority			
Total Agree	86	10	4
Total Disagree	63	26	11

CONCLUSION

This Eurobarometer survey is part of a series of regular surveys on development cooperation that have been conducted since 2009. The results from the current edition confirm once again that a large majority of respondents believe it is important to help people in developing countries, although agreement has declined slightly since 2018. Although agreement has declined in 19 countries, more than two thirds in each country remain committed to the importance of helping people in developing countries.

Although majorities think tackling poverty in developing countries should be one of the main priorities of the EU or their national government (58%), support for the EU making this a priority is much stronger. Seven in ten think this should be one of the EU's main priorities, compared to almost six in ten when it comes to the national government. It is not just the public sector that is seen to have a part to play. Three quarters think private companies have an important role to play in the sustainable development of developing countries – although this view is less widespread than it was in 2018.

More than three quarters agree tackling poverty in developing countries is also in the EU's own interest, and the majority in each country agrees. Seven in ten agree providing financial assistance to developing countries is an effective way to strengthen the EU's influence in the world, and in 26 countries at least half agree. There is also strong support for the idea that the EU should strengthen its partnership with and increase financial investments in Africa to create jobs and ensure sustainable development on both continents. In fact, in all but one country at least half of all respondents agree with this idea.

The proportion of respondents who support financial assistance to developing countries has declined slightly since 2018, although a large majority still agree, with almost three quarters saying spending should remain the same or increase (73%). In every Member State except Spain, respondents most commonly say spending should continue as it is currently. More than seven in ten consider financial assistance to developing countries is an effective way to address irregular migration, and in all but one country the majority agrees with this idea. Furthermore, in 23 countries, respondents are now more likely to agree with this idea than they were in 2018.

As was the case in 2016, there are no consistent variations in opinions about development cooperation by clear geographic clusters, with the most positive about development issues found in countries scattered across the EU, including Cyprus, Ireland and Spain. Compared to 2016, respondents in Malta have generally become less positive about development issues.

However, there are clear patterns in socio-demographics terms. There is almost no difference in opinion along gender lines, but respondents with higher education levels, those with the least financial difficulties and those who place themselves on the left of the political spectrum are the most positive about the importance of supporting developing countries. In general, younger respondents – and in particular those aged 15-24 – are the most positive.

There are also patterns in respondents' attitudes. Those who believe it is important to help those in developing countries are more positive about the role of public and private sectors in development cooperation. They are also more positive about the benefits of aid both to developing countries, and to the EU.

In spite of some declines in positive opinions since 2018, the overall picture emerging from these results is one in which respondents are positive about the importance and benefits of development cooperation. There is also a strong commitment to at least maintain current funding levels.

TECHNICAL SPECIFICATIONS

Between 07 and 25 June 2019, Kantar carried out the wave 91.5 of the EUROBAROMETER survey, on request of the EUROPEAN COMMISSION, Directorate-General for Communication, “Media Monitoring and Eurobarometer” Unit.

The wave 91.5 covers the population of the respective nationalities of the European Union Member States, resident in each of the 28 Member States and aged 15 years and over.

	COUNTRIES	INSTITUTES	N° INTERVIEWS	FIELDWORK DATES		POPULATION 15+	PROPORTION EU28
BE	Belgium	Kantar Belgium (Kantar TNS)	1,057	07/06/2019	18/06/2019	9,693,779	2.25%
BG	Bulgaria	Kantar TNS BBSS	1,031	07/06/2019	19/06/2019	6,537,535	1.52%
CZ	Czechia	Kantar CV	1,004	08/06/2019	18/06/2019	9,238,431	2.14%
DK	Denmark	Kantar Gallup	1,013	07/06/2019	24/06/2019	4,838,729	1.12%
DE	Germany	Kantar Deutschland	1,487	10/06/2019	25/06/2019	70,160,634	16.26%
EE	Estonia	AS Emor, Kantar Emor	1,003	07/06/2019	19/06/2019	1,160,064	0.27%
IE	Ireland	The Kantar Group UK	1,028	07/06/2019	18/06/2019	3,592,163	0.83%
EL	Greece	Taylor Nelson Sofres Market Research	1,012	07/06/2019	17/06/2019	9,937,810	2.30%
ES	Spain	TNS Investigación de Mercados y Opinión	1,007	08/06/2019	18/06/2019	39,445,245	9.14%
FR	France	Kantar Public France	1,013	07/06/2019	19/06/2019	54,097,255	12.54%
HR	Croatia	Hendal	1,014	08/06/2019	19/06/2019	3,796,476	0.88%
IT	Italy	Kantar Italia	1,026	07/06/2019	17/06/2019	52,334,535	12.13%
CY	Rep. Of Cyprus	CYMAR Market Research	505	07/06/2019	19/06/2019	741,308	0.17%
LV	Latvia	Kantar TNS Latvia	1,016	08/06/2019	19/06/2019	1,707,084	0.40%
LT	Lithuania	TNS LT	1,006	07/06/2019	18/06/2019	2,513,384	0.58%
LU	Luxembourg	ILReS	506	07/06/2019	21/06/2019	457,126	0.11%
HU	Hungary	Kantar Hoffmann	1,038	08/06/2019	19/06/2019	8,781,161	2.04%
MT	Malta	MISCO International	503	12/06/2019	25/06/2019	364,172	0.08%
NL	Netherlands	TNS NIPO (trading under Kantar Public)	1,020	07/06/2019	20/06/2019	13,979,215	3.24%
AT	Austria	Info Research Austria Institut für Markt- und Meinungsforschung	1,022	07/06/2019	19/06/2019	7,554,711	1.75%
PL	Poland	Kantar Polska	1,000	08/06/2019	19/06/2019	33,444,171	7.75%
PT	Portugal	Marktest – Marketing, Organização e Formação	1,008	08/06/2019	18/06/2019	8,480,126	1.97%
RO	Romania	Centrul Pentru Studierea Opiniei si Pieteii (CSOP)	1,025	07/06/2019	19/06/2019	16,852,702	3.91%
SI	Slovenia	Institute for market and media research, Mediana	1,011	07/06/2019	17/06/2019	1,760,032	0.41%
SK	Slovakia	Kantar Slovakia	1,058	08/06/2019	18/06/2019	4,586,024	1.06%
FI	Finland	Kantar TNS Oy	1,004	07/06/2019	24/06/2019	4,747,810	1.10%
SE	Sweden	Kantar Sifo	1,015	07/06/2019	24/06/2019	7,998,763	1.85%
UK*	United Kingdom	The Kantar Group UK	1,032	07/06/2019	18/06/2019	52,651,777	12.20%
TOTAL EU28			27,464	07/06/2019	25/06/2019	431,452,222	100%

* Great Britain and Northern Ireland

The basic sample design applied in all states is a multi-stage, random (probability) one. In each country, a number of sampling points was drawn with probability proportional to population size (for a total coverage of the country) and to population density.

In order to do so, the sampling points were drawn systematically from each of the "administrative regional units", after stratification by individual unit and type of area. They thus represent the whole territory of the countries surveyed according to the EUROSTAT NUTS II (or equivalent) and according to the distribution of the resident population of the respective nationalities in terms of metropolitan, urban and rural areas.

In each of the selected sampling points, a starting address was drawn, at random. Further addresses (every Nth address) were selected by standard "random route" procedures, from the initial address. In each household, the respondent was drawn, at random (following the "closest birthday rule"). All interviews were conducted face-to-face in people's homes and in the appropriate national language. As far as the data capture is concerned, CAPI (*Computer Assisted Personal Interview*) was used in those countries where this technique was available.

For each country, a comparison between the sample and the universe was carried out. The Universe description was derived from Eurostat population data or from national statistics offices. For all countries surveyed, a national weighting procedure, using marginal and intercellular weighting, was carried out based on this Universe description. In all countries, gender, age, region and size of locality were introduced in the iteration procedure. For international weighting (i.e. EU averages), Kantar applies the official population figures as provided by EUROSTAT or national statistic offices. The total population figures for input in this post-weighting procedure are listed here.

Readers are reminded that survey results are estimations, the accuracy of which, everything being equal, rests upon the sample size and upon the observed percentage. With samples of about 1,000 interviews, the real percentages vary within the following confidence limits:

Statistical Margins due to the sampling process

(at the 95% level of confidence)

various sample sizes are in rows various observed results are in columns

	5%	10%	15%	20%	25%	30%	35%	40%	45%	50%	
	95%	90%	85%	80%	75%	70%	65%	60%	55%	50%	
N=50	6.0	8.3	9.9	11.1	12.0	12.7	13.2	13.6	13.8	13.9	N=50
N=500	1.9	2.6	3.1	3.5	3.8	4.0	4.2	4.3	4.4	4.4	N=500
N=1000	1.4	1.9	2.2	2.5	2.7	2.8	3.0	3.0	3.1	3.1	N=1000
N=1500	1.1	1.5	1.8	2.0	2.2	2.3	2.4	2.5	2.5	2.5	N=1500
N=2000	1.0	1.3	1.6	1.8	1.9	2.0	2.1	2.1	2.2	2.2	N=2000
N=3000	0.8	1.1	1.3	1.4	1.5	1.6	1.7	1.8	1.8	1.8	N=3000
N=4000	0.7	0.9	1.1	1.2	1.3	1.4	1.5	1.5	1.5	1.5	N=4000
N=5000	0.6	0.8	1.0	1.1	1.2	1.3	1.3	1.4	1.4	1.4	N=5000
N=6000	0.6	0.8	0.9	1.0	1.1	1.2	1.2	1.2	1.3	1.3	N=6000
N=7000	0.5	0.7	0.8	0.9	1.0	1.1	1.1	1.1	1.2	1.2	N=7000
N=7500	0.5	0.7	0.8	0.9	1.0	1.0	1.1	1.1	1.1	1.1	N=7500
N=8000	0.5	0.7	0.8	0.9	0.9	1.0	1.0	1.1	1.1	1.1	N=8000
N=9000	0.5	0.6	0.7	0.8	0.9	0.9	1.0	1.0	1.0	1.0	N=9000
N=10000	0.4	0.6	0.7	0.8	0.8	0.9	0.9	1.0	1.0	1.0	N=10000
N=11000	0.4	0.6	0.7	0.7	0.8	0.9	0.9	0.9	0.9	0.9	N=11000
N=12000	0.4	0.5	0.6	0.7	0.8	0.8	0.9	0.9	0.9	0.9	N=12000
N=13000	0.4	0.5	0.6	0.7	0.7	0.8	0.8	0.8	0.9	0.9	N=13000
N=14000	0.4	0.5	0.6	0.7	0.7	0.8	0.8	0.8	0.8	0.8	N=14000
N=15000	0.3	0.5	0.6	0.6	0.7	0.7	0.8	0.8	0.8	0.8	N=15000
	5%	10%	15%	20%	25%	30%	35%	40%	45%	50%	
	95%	90%	85%	80%	75%	70%	65%	60%	55%	50%	

QUESTIONNAIRE**ASK ALL**

QH1 In your opinion, is it very important, fairly important, not very important or not at all important to help people in developing countries?

(ONE ANSWER ONLY)

Very important	1
Fairly important	2
Not very important	3
Not at all important	4
DK	5

EB89.3 QC1

QH2: ROTATE ANSWERS 1 TO 14

QH2 Which of the following challenges do you consider the most pressing for the future of developing countries?

(SHOW SCREEN – READ OUT – MAX. 3 ANSWERS)

Food security and agriculture	1,
Health	2,
Education	3,
Gender equality	4,
Migration and hosting refugees	5,
Trade	6,
Water and sanitation	7,
Peace and security	8,
Environmental protection and climate change	9,
Democracy and human rights	10,
Energy	11,
Economic growth and employment	12,
Urban development and population growth	13,
Social equality	14,
Other (SPONTANEOUS)	15
DK	16

EB89.3 QC2

QH3 To what extent do you agree or disagree with the following statement: the EU should strengthen its partnership with and increase financial investments in Africa to create jobs and ensure sustainable development on both continents.

(READ OUT – ONE ANSWER ONLY)

- | | |
|------------------|---|
| Totally agree | 1 |
| Tend to agree | 2 |
| Tend to disagree | 3 |
| Totally disagree | 4 |
| DK | 5 |

NEW

QH4: ROTATE ANSWERS 1 AND 3

QH4 The European Union and its Member States provide financial assistance to developing countries. Which of the following statements best describes your opinion?

(READ OUT – ONE ANSWER ONLY)

- | | |
|---|---|
| We should spend more money in support of developing countries | 1 |
| We should continue spending as we do | 2 |
| We should spend less money in support of developing countries | 3 |
| DK | 4 |

EB89.3 QC3

QH5: ROTATE STATEMENTS 1 TO 7**QH5 To what extent do you agree or disagree with each of the following statements?***(SHOW SCREEN - READ OUT - ONE ANSWER PER LINE)*

		Totally agree	Tend to agree	Tend to disagree	Totally disagree	DK
1	Tackling poverty in developing countries should be one of the main priorities of the EU	1	2	3	4	5
2	Tackling poverty in developing countries should be one of the main priorities of the (NATIONALITY) government	1	2	3	4	5
3	Tackling poverty in developing countries is also in the EU's own interest (e.g. by creating trade opportunities or better access to energy and raw materials)	1	2	3	4	5
4	Providing financial assistance to developing countries contributes to a more peaceful and fairer world	1	2	3	4	5
5	Providing financial assistance to developing countries is an effective way to address irregular migration	1	2	3	4	5
6	Providing financial assistance to developing countries is an effective way to reduce inequalities in these countries	1	2	3	4	5
7	Providing financial assistance to developing countries is an effective way to strengthen the EU's influence in the world	1	2	3	4	5

EB89.3 QC4 MODIFIED

QH6 In your opinion, how important do you think the role of private companies in the sustainable development of developing countries should be?*(READ OUT - ONE ANSWER ONLY)*























Very important	1
Fairly important	2
Not very important	3
Not at all important	4
DK	5

EB89.3 QC9

June 2019






























TABLES

QH1 In your opinion, is it very important, fairly important, not very important or not at all important to help people in developing countries? (%)

























		Very important		Fairly important		Not very important		Not at all important		Don't know	Total 'Important'		Total 'Not Important'	
		June 2019	Diff. June 2019 - June-July 2018	June 2019	Diff. June 2019 - June-July 2018	June 2019	Diff. June 2019 - June-July 2018	June 2019	Diff. June 2019 - June-July 2018		June 2019	Diff. June 2019 - June-July 2018		
EU28		36	-6	50	3	8	1	2	0	4	86	-3	10	1
BE		30	-8	57	5	10	2	3	1	0	87	-3	13	3
BG		18	-8	49	3	13	2	5	-2	15	67	-5	18	0
CZ		17	-3	51	-7	19	3	9	5	4	68	-10	28	8
DK		51	-1	42	3	5	-2	1	0	1	93	2	6	-2
DE		52	-8	40	7	5	0	0	-1	3	92	-1	5	-1
EE		14	-1	56	3	18	0	7	-2	5	70	2	25	-2
IE		49	-6	44	6	5	1	1	0	1	93	0	6	1
EL		28	-8	58	8	11	3	2	-2	1	86	0	13	1
ES		46	-1	47	0	5	1	1	0	1	93	-1	6	1
FR		38	-6	46	5	8	-1	5	0	3	84	-1	13	-1
HR		23	-10	61	8	12	2	2	-1	2	84	-2	14	1
IT		19	-4	62	-1	10	3	2	0	7	81	-5	12	3
CY		58	-6	39	8	2	-1	0	-1	1	97	2	2	-2
LV		26	6	52	-2	14	-1	4	-3	4	78	4	18	-4
LT		16	-5	64	4	13	0	4	0	3	80	-1	17	0
LU		48	-12	43	6	4	3	1	0	4	91	-6	5	3
HU		16	-7	63	4	13	3	4	0	4	79	-3	17	3
MT		22	-35	64	28	5	1	1	0	8	86	-7	6	1
NL		47	-2	45	3	6	-1	1	-1	1	92	1	7	-2
AT		34	-5	48	1	11	0	4	3	3	82	-4	15	3
PL		21	-8	65	3	6	2	2	1	6	86	-5	8	3
PT		19	-7	77	8	2	-1	0	0	2	96	1	2	-1
RO		23	-16	52	7	15	6	4	0	6	75	-9	19	6
SI		24	-11	53	5	15	4	6	2	2	77	-6	21	6
SK		11	-10	63	0	14	5	4	0	8	74	-10	18	5
FI		41	-4	51	6	5	-2	2	0	1	92	2	7	-2
SE		61	-5	34	4	4	2	1	0	0	95	-1	5	2
UK		45	-8	44	7	7	1	2	0	2	89	-1	9	1

June 2019

QH2 Which of the following challenges do you consider the most pressing for the future of developing countries?
(MAX. 3 ANSWERS) (%)

		Education		Peace and security		Water and sanitation		Health		Food security and agriculture		Economic growth and employment		Democracy and human rights	
		June 2019	Diff. June 2019 - June-July 2018	June 2019	Diff. June 2019 - June-July 2018	June 2019	Diff. June 2019 - June-July 2018	June 2019	Diff. June 2019 - June-July 2018	June 2019	Diff. June 2019 - June-July 2018	June 2019	Diff. June 2019 - June-July 2018	June 2019	Diff. June 2019 - June-July 2018
EU28		33	-2	33	-4	32	0	31	-2	26	3	25	-2	24	-3
BE		37	-6	40	-2	37	4	34	-4	28	4	22	4	22	-1
BG		20	-2	31	-11	28	4	28	-6	17	2	35	-5	16	-5
CZ		22	-3	36	-6	39	-2	21	0	31	-2	14	-7	15	-5
DK		50	2	40	-1	28	-3	32	0	13	3	27	-1	34	-4
DE		40	-1	39	-1	31	0	23	2	38	1	21	-2	29	-4
EE		38	1	37	-7	38	3	26	-4	31	8	27	4	13	-5
IE		32	-3	24	-4	34	-3	36	-7	29	6	25	4	22	-2
EL		29	0	42	-1	40	9	38	0	19	1	47	-2	29	2
ES		38	0	25	-8	32	0	35	1	29	9	33	-3	22	-4
FR		38	0	39	-3	36	-5	39	-4	24	6	17	-4	21	-6
HR		24	3	29	-13	23	12	24	-1	28	5	41	-3	23	0
IT		22	-2	27	-4	29	0	22	-5	18	-3	34	-2	24	-3
CY		41	1	37	-9	34	-6	40	-11	16	1	38	8	20	-5
LV		31	1	33	-13	23	-3	35	-5	24	2	32	-4	15	2
LT		26	-1	33	-9	31	0	31	0	27	2	31	-8	18	-1
LU		44	1	39	-1	35	-4	34	-6	21	2	22	6	24	0
HU		14	0	28	-12	45	6	28	-5	31	7	26	-2	16	-4
MT		40	-10	19	-15	45	17	36	-8	23	8	19	2	21	1
NL		48	-1	43	-4	30	2	31	-1	25	4	31	1	29	-1
AT		28	-7	36	-3	35	2	24	-2	35	-3	19	-3	26	0
PL		20	-5	32	-9	21	2	29	-7	20	0	23	1	23	-1
PT		31	-6	32	-10	28	13	47	-3	23	9	45	-4	23	-6
RO		23	-8	20	-9	18	3	28	-15	25	7	26	-3	21	-2
SI		21	-3	39	-11	32	-3	29	-2	21	5	21	-5	16	0
SK		22	-3	36	-5	32	5	30	1	34	0	22	-4	11	-9
FI		46	1	37	-8	36	0	31	-3	34	4	13	2	25	-4
SE		45	-5	37	-4	43	3	19	-3	13	4	24	-1	48	-3
UK		36	-2	27	-1	41	-1	40	-2	24	5	19	-1	23	2






























QH2 Which of the following challenges do you consider the most pressing for the future of developing countries?
(MAX. 3 ANSWERS) (%)

		Environmental protection and climate change		Social equality		Gender equality		Migration and hosting refugees		Urban development and population growth		Trade		Energy		Other (SPONTANEOUS)		
		June 2019	Diff. June 2019 - June-July 2018	June 2019	Diff. June 2019 - June-July 2018	June 2019	Diff. June 2019 - June-July 2018	June 2019	Diff. June 2019 - June-July 2018	June 2019	Diff. June 2019 - June-July 2018	June 2019	Diff. June 2019 - June-July 2018	June 2019	Diff. June 2019 - June-July 2018	June 2019	Diff. June 2019 - June-July 2018	Don't know
EU28		12	0	11	0	9	1	8	-2	7	1	6	0	6	0	1	0	3
BE		12	2	11	-2	6	0	11	1	6	3	5	-2	5	0	0	-1	0
BG		9	-2	17	5	5	0	9	-7	7	2	6	1	6	0	1	0	8
CZ		15	5	9	0	14	1	19	0	9	0	4	1	5	2	1	0	1
DK		18	8	8	-1	13	2	7	-3	6	3	9	0	4	1	1	0	0
DE		14	-3	9	-2	10	2	4	-2	4	1	4	0	5	0	1	0	1
EE		10	-1	6	-1	2	-1	6	-2	4	0	3	0	3	0	2	0	7
IE		12	1	9	-2	10	2	11	-2	11	6	7	-1	6	1	1	1	2
EL		5	-2	13	2	6	1	6	-2	4	-1	6	-4	7	-1	1	0	1
ES		7	0	13	0	9	-1	8	-2	8	-1	4	-1	5	2	0	-1	2
FR		15	0	9	1	11	2	6	-1	3	1	4	-1	8	1	1	1	4
HR		10	0	16	-8	7	1	10	-2	12	3	4	-1	8	2	0	0	1
IT		10	2	12	0	7	-2	12	-6	11	0	9	0	9	2	1	1	6
CY		10	-1	14	3	7	1	7	0	4	1	4	1	5	3	0	0	1
LV		10	2	12	0	4	1	8	-2	9	3	4	-3	6	3	2	1	5
LT		7	1	16	-1	5	1	7	1	6	0	4	-2	5	-2	2	2	4
LU		10	-1	11	-1	9	-3	5	-3	4	1	3	-1	5	3	1	-1	4
HU		17	4	11	-1	8	-1	9	-1	10	4	5	-1	7	-1	1	1	2
MT		11	3	8	1	4	-1	11	-4	4	-1	4	-2	6	-1	1	1	6
NL		12	-2	8	-1	16	2	8	-1	6	2	4	0	2	0	1	0	0
AT		17	2	12	-3	12	1	8	-1	9	3	8	1	9	2	1	0	2
PL		12	-1	11	-2	8	1	10	-6	10	3	10	2	7	-2	1	0	6
PT		9	4	16	-1	3	-2	7	-1	10	3	3	0	3	1	0	0	2
RO		12	1	14	2	9	2	9	3	14	3	10	0	8	1	0	-1	4
SI		14	4	14	-2	7	1	17	3	12	5	3	-3	6	0	2	0	3
SK		12	-1	9	1	5	1	6	-4	8	1	6	-1	6	3	1	-1	5
FI		14	1	10	1	17	0	5	0	6	2	3	1	3	0	1	0	2
SE		19	4	9	1	19	5	2	-2	4	2	3	-2	4	0	0	-1	1
UK		13	2	9	-1	7	1	7	-1	5	2	9	2	7	1	1	-1	4






























June 2019

QH3 To what extent do you agree or disagree with the following statement: the EU should strengthen its partnership with and increase financial investments in Africa to create jobs and ensure sustainable development on both continents.

(%)






























		Totally agree	Tend to agree	Tend to disagree	Totally disagree	DK	Total 'Agree'	Total 'Disagree'
EU28		27	48	12	5	8	75	17
BE		19	59	14	6	2	78	20
BG		9	40	17	8	26	49	25
CZ		14	40	24	15	7	54	39
DK		40	46	8	3	3	86	11
DE		39	45	9	3	4	84	12
EE		9	43	23	12	13	52	35
IE		29	53	8	3	7	82	11
EL		20	60	9	3	8	80	12
ES		50	38	7	2	3	88	9
FR		25	46	11	9	9	71	20
HR		13	57	15	9	6	70	24
IT		18	58	12	4	8	76	16
CY		47	36	6	3	8	83	9
LV		14	36	22	16	12	50	38
LT		9	53	18	8	12	62	26
LU		33	49	9	3	6	82	12
HU		14	59	16	5	6	73	21
MT		15	56	6	3	20	71	9
NL		31	47	16	5	1	78	21
AT		29	45	13	6	7	74	19
PL		13	55	12	3	17	68	15
PT		21	62	9	0	8	83	9
RO		16	49	16	6	13	65	22
SI		17	45	23	9	6	62	32
SK		10	50	20	7	13	60	27
FI		27	53	10	3	7	80	13
SE		34	41	15	5	5	75	20
UK		29	46	12	4	9	75	16

QH4 The European Union and its Member States provide financial assistance to developing countries. Which of the following statements best describes your opinion? (%)

		We should spend more money in support of developing countries		We should continue spending as we do		We should spend less money in support of developing countries		Don't know
		June 2019	Diff. June 2019 - June-July 2018	June 2019	Diff. June 2019 - June-July 2018	June 2019	Diff. June 2019 - June-July 2018	
EU28		30	1	43	-5	17	2	10
BE		29	5	47	-9	23	4	1
BG		15	-1	37	-8	22	2	26
CZ		14	2	47	-13	32	10	7
DK		37	4	50	-5	9	1	4
DE		39	1	43	-2	10	0	8
EE		14	3	38	-5	27	0	21
IE		26	-2	53	-2	14	3	7
EL		21	-1	54	5	19	-5	6
ES		46	2	36	-8	10	3	8
FR		26	0	40	-2	25	1	9
HR		26	3	51	-6	20	4	3
IT		28	5	39	-9	21	4	12
CY		38	-6	42	4	14	0	6
LV		14	-1	51	0	24	-1	11
LT		14	0	54	-10	25	9	7
LU		37	5	47	-5	8	-3	8
HU		29	1	44	-8	20	6	7
MT		34	-12	43	8	8	0	15
NL		29	-3	56	7	11	-4	4
AT		28	0	47	-4	21	3	4
PL		20	5	47	-16	17	7	16
PT		23	-2	52	0	8	0	17
RO		30	-1	36	-4	21	3	13
SI		31	0	44	-2	20	2	5
SK		18	3	43	-14	26	9	13
FI		27	-2	55	-1	12	1	6
SE		32	-4	53	3	11	2	4
UK		26	-2	43	-1	22	2	9






























QH5.1 To what extent do you agree or disagree with each of the following statements?

Tackling poverty in developing countries should be one of the main priorities of the EU (%)

		Totally agree		Tend to agree		Tend to disagree		Totally disagree		Don't know	Total 'Agree'		Total 'Disagree'	
		June 2019	Diff. June 2019 - June-July 2018	June 2019	Diff. June 2019 - June-July 2018	June 2019	Diff. June 2019 - June-July 2018	June 2019	Diff. June 2019 - June-July 2018		June 2019	Diff. June 2019 - June-July 2018	June 2019	Diff. June 2019 - June-July 2018
EU28		27	-1	43	0	17	0	6	-2	7	70	-1	23	-2
BE		23	5	49	1	20	-3	7	-3	1	72	6	27	-6
BG		16	-3	33	-2	19	-1	14	0	18	49	-5	33	-1
CZ		14	-1	37	2	22	-3	19	-1	8	51	1	41	-4
DK		28	1	42	0	19	1	7	-2	4	70	1	26	-1
DE		32	-4	43	4	15	-1	4	-2	6	75	0	19	-3
EE		7	1	27	0	37	1	19	-5	10	34	1	56	-4
IE		37	4	42	-3	11	-4	4	0	6	79	1	15	-4
EL		30	2	44	-2	18	1	5	-2	3	74	0	23	-1
ES		44	8	36	-9	12	2	4	0	4	80	-1	16	2
FR		24	-2	43	0	18	-1	9	0	6	67	-2	27	-1
HR		23	0	45	-3	22	3	6	-1	4	68	-3	28	2
IT		23	-1	48	3	16	1	5	-4	8	71	2	21	-3
CY		53	-6	38	4	6	2	0	-1	3	91	-2	6	1
LV		15	0	29	-5	26	4	18	-4	12	44	-5	44	0
LT		11	-1	43	1	28	-1	10	0	8	54	0	38	-1
LU		22	-17	49	10	17	2	3	-2	9	71	-7	20	0
HU		27	-1	40	4	20	-2	10	-1	3	67	3	30	-3
MT		18	-16	49	1	10	-1	7	4	16	67	-15	17	3
NL		19	0	40	0	31	3	8	-4	2	59	0	39	-1
AT		26	-3	35	0	21	-1	13	1	5	61	-3	34	0
PL		25	2	51	-1	12	-3	3	0	9	76	1	15	-3
PT		27	1	50	3	17	-3	0	-2	6	77	4	17	-5
RO		26	-6	44	3	17	5	5	-4	8	70	-3	22	1
SI		22	-3	43	1	24	1	8	0	3	65	-2	32	1
SK		14	0	48	1	18	-3	8	-4	12	62	1	26	-7
FI		16	-5	51	1	20	2	4	-2	9	67	-4	24	0
SE		21	-9	46	3	22	7	9	-1	2	67	-6	31	6
UK		28	3	40	-3	16	-4	5	-2	11	68	0	21	-6






























QH5.2 To what extent do you agree or disagree with each of the following statements?

Tackling poverty in developing countries should be one of the main priorities of the (NATIONALITY) government (%)

		Totally agree		Tend to agree		Tend to disagree		Totally disagree		Don't know	Total 'Agree'		Total 'Disagree'	
		June 2019	Diff. June 2019 - June-July 2018	June 2019	Diff. June 2019 - June-July 2018	June 2019	Diff. June 2019 - June-July 2018	June 2019	Diff. June 2019 - June-July 2018		June 2019	Diff. June 2019 - June-July 2018	June 2019	Diff. June 2019 - June-July 2018
EU28		21	3	37	1	24	-2	11	-4	7	58	4	35	-6
BE		15	4	41	0	32	-3	10	-2	2	56	4	42	-5
BG		14	3	24	5	19	-2	27	-10	16	38	8	46	-12
CZ		9	3	25	3	30	-5	30	-4	6	34	6	60	-9
DK		16	1	40	3	29	0	10	-6	5	56	4	39	-6
DE		20	-4	40	6	28	1	6	-7	6	60	2	34	-6
EE		3	1	14	4	36	2	38	-12	9	17	5	74	-10
IE		31	11	34	-5	21	-5	7	-4	7	65	6	28	-9
EL		16	7	26	0	32	-4	24	-3	2	42	7	56	-7
ES		38	12	36	-4	14	-6	8	0	4	74	8	22	-6
FR		17	1	37	-2	27	-1	13	-1	6	54	-1	40	-2
HR		17	5	32	-1	28	-1	19	-3	4	49	4	47	-4
IT		21	1	42	5	20	-2	9	-5	8	63	6	29	-7
CY		38	14	33	2	20	-6	5	-11	4	71	16	25	-17
LV		8	-1	16	2	27	-1	39	-5	10	24	1	66	-6
LT		7	2	20	-4	34	-2	33	2	6	27	-2	67	0
LU		14	-7	46	10	25	-4	4	-6	11	60	3	29	-10
HU		20	3	32	6	26	-1	19	-7	3	52	9	45	-8
MT		14	-3	34	-7	15	-8	19	6	18	48	-10	34	-2
NL		11	0	34	4	40	1	13	-5	2	45	4	53	-4
AT		20	2	29	-3	25	-3	21	2	5	49	-1	46	-1
PL		22	5	41	1	22	-7	6	-2	9	63	6	28	-9
PT		20	6	44	6	27	-6	3	-7	6	64	12	30	-13
RO		18	-3	39	6	23	4	11	-9	9	57	3	34	-5
SI		15	1	36	8	29	-3	17	-6	3	51	9	46	-9
SK		11	2	32	2	26	-2	19	-6	12	43	4	45	-8
FI		8	-2	31	-5	40	7	12	-4	9	39	-7	52	3
SE		9	-5	38	-1	35	8	16	-2	2	47	-6	51	6
UK		24	5	37	-3	20	-5	8	-3	11	61	2	28	-8






























QH5.3 To what extent do you agree or disagree with each of the following statements?

Tackling poverty in developing countries is also in the EU's own interest (e.g. by creating trade opportunities or better access to energy and raw materials) (%)

		Totally agree		Tend to agree		Tend to disagree		Totally disagree		Don't know	Total 'Agree'		Total 'Disagree'	
		June 2019	Diff. June 2019 - June-July 2018	June 2019	Diff. June 2019 - June-July 2018	June 2019	Diff. June 2019 - June-July 2018	June 2019	Diff. June 2019 - June-July 2018		June 2019	Diff. June 2019 - June-July 2018	June 2019	Diff. June 2019 - June-July 2018
EU28		31	-1	48	-1	10	1	3	-1	8	79	-2	13	0
BE		25	-2	56	0	13	1	4	-1	2	81	-2	17	0
BG		21	1	44	-1	10	0	8	-2	17	65	0	18	-2
CZ		17	-1	49	0	16	-2	8	1	10	66	-1	24	-1
DK		41	-3	44	4	9	1	2	-1	4	85	1	11	0
DE		35	-8	48	6	8	-1	3	0	6	83	-2	11	-1
EE		12	-3	53	2	14	1	7	-4	14	65	-1	21	-3
IE		39	4	45	-7	7	1	2	0	7	84	-3	9	1
EL		33	2	53	1	8	-1	3	-1	3	86	3	11	-2
ES		49	15	38	-12	6	-1	1	-3	6	87	3	7	-4
FR		27	-1	49	-4	9	2	6	-1	9	76	-5	15	1
HR		26	-1	52	-2	14	2	3	-2	5	78	-3	17	0
IT		28	0	48	-3	13	5	4	0	7	76	-3	17	5
CY		51	-4	38	1	5	2	0	-2	6	89	-3	5	0
LV		23	1	48	-7	9	1	5	0	15	71	-6	14	1
LT		16	-3	58	-1	11	2	5	1	10	74	-4	16	3
LU		28	-9	53	1	7	1	2	0	10	81	-8	9	1
HU		30	1	47	2	15	-1	5	-2	3	77	3	20	-3
MT		19	-8	56	-1	5	-2	1	-2	19	75	-9	6	-4
NL		34	-1	50	1	11	1	3	-2	2	84	0	14	-1
AT		28	4	47	-2	14	-3	6	-1	5	75	2	20	-4
PL		28	3	55	-2	7	-2	2	0	8	83	1	9	-2
PT		28	-3	63	7	2	-4	0	-1	7	91	4	2	-5
RO		26	-6	46	4	16	4	4	-2	8	72	-2	20	2
SI		25	-4	49	1	17	4	5	-1	4	74	-3	22	3
SK		19	4	52	-1	12	-2	4	-3	13	71	3	16	-5
FI		27	-7	55	6	7	-3	2	0	9	82	-1	9	-3
SE		42	-10	47	10	6	-1	1	-1	4	89	0	7	-2
UK		28	-3	47	-2	9	-1	3	0	13	75	-5	12	-1


























QH5.4 To what extent do you agree or disagree with each of the following statements?

Providing financial assistance to developing countries contributes to a more peaceful and fairer world (%)

		Totally agree		Tend to agree		Tend to disagree		Totally disagree		Don't know	Total 'Agree'		Total 'Disagree'	
		June 2019	Diff. June 2019 - June-July 2018	June 2019	Diff. June 2019 - June-July 2018	June 2019	Diff. June 2019 - June-July 2018	June 2019	Diff. June 2019 - June-July 2018		June 2019	Diff. June 2019 - June-July 2018	June 2019	Diff. June 2019 - June-July 2018
EU28		29	2	46	2	13	-3	5	-3	7	75	4	18	-6
BE		22	2	52	5	18	-5	6	-2	2	74	7	24	-7
BG		21	-1	43	2	11	-1	9	-3	16	64	1	20	-4
CZ		12	-1	42	5	23	-1	14	-6	9	54	4	37	-7
DK		40	5	41	3	11	-4	3	-4	5	81	8	14	-8
DE		28	-4	46	6	15	-3	5	-3	6	74	2	20	-6
EE		8	-2	42	4	26	3	13	-7	11	50	2	39	-4
IE		38	7	45	-5	8	-3	3	-1	6	83	2	11	-4
EL		42	0	46	3	10	1	1	-3	1	88	3	11	-2
ES		50	11	38	-9	5	-2	2	-1	5	88	2	7	-3
FR		24	4	43	3	16	-7	10	-1	7	67	7	26	-8
HR		25	-3	53	4	14	-2	4	-1	4	78	1	18	-3
IT		29	6	47	-5	13	1	4	-2	7	76	1	17	-1
CY		52	-8	44	11	3	-1	0	-2	1	96	3	3	-3
LV		23	0	44	-1	12	-1	8	-2	13	67	-1	20	-3
LT		16	-1	59	-1	10	-2	6	2	9	75	-2	16	0
LU		20	-11	52	9	14	0	3	-3	11	72	-2	17	-3
HU		27	3	45	0	17	-1	6	-3	5	72	3	23	-4
MT		22	-9	56	3	6	-2	2	-2	14	78	-6	8	-4
NL		25	2	41	1	22	0	8	-5	4	66	3	30	-5
AT		26	1	43	1	17	-3	9	-2	5	69	2	26	-5
PL		26	2	53	2	10	-5	2	-1	9	79	4	12	-6
PT		27	-3	55	-2	12	6	0	-2	6	82	-5	12	4
RO		26	-6	48	8	14	-1	4	-2	8	74	2	18	-3
SI		23	0	45	2	21	0	7	-3	4	68	2	28	-3
SK		14	1	53	5	14	-5	5	-4	14	67	6	19	-9
FI		21	-4	55	12	12	-9	5	-2	7	76	8	17	-11
SE		27	-7	46	7	17	2	6	-3	4	73	0	23	-1
UK		28	0	44	2	13	-4	5	-3	10	72	2	18	-7






























QH5.5 To what extent do you agree or disagree with each of the following statements?

Providing financial assistance to developing countries is an effective way to address irregular migration (%)

		Totally agree		Tend to agree		Tend to disagree		Totally disagree		Don't know		Total 'Agree'		Total 'Disagree'	
		June 2019	Diff. June 2019 - June-July 2018	June 2019	Diff. June 2019 - June-July 2018	June 2019	Diff. June 2019 - June-July 2018	June 2019	Diff. June 2019 - June-July 2018			June 2019	Diff. June 2019 - June-July 2018	June 2019	Diff. June 2019 - June-July 2018
EU28		29	1	42	1	15	-1	6	-3	8	71	2	21	-4	
BE		25	3	51	3	15	-6	7	0	2	76	6	22	-6	
BG		20	0	37	-2	14	1	13	-1	16	57	-2	27	0	
CZ		17	1	40	4	20	-1	15	-6	8	57	5	35	-7	
DK		33	0	44	7	13	-2	3	-6	7	77	7	16	-8	
DE		32	-4	40	5	16	-3	5	-2	7	72	1	21	-5	
EE		7	-1	38	9	30	-1	14	-10	11	45	8	44	-11	
IE		36	7	45	-3	9	-4	3	-2	7	81	4	12	-6	
EL		41	6	43	-1	10	-2	3	-3	3	84	5	13	-5	
ES		51	10	36	-9	7	0	2	-2	4	87	1	9	-2	
FR		26	2	41	3	14	-4	10	-4	9	67	5	24	-8	
HR		25	-1	48	1	17	1	5	-3	5	73	0	22	-2	
IT		32	3	42	-4	15	3	5	-2	6	74	-1	20	1	
CY		53	-3	40	7	5	-2	1	-2	1	93	4	6	-4	
LV		21	3	38	2	14	-5	10	-4	17	59	5	24	-9	
LT		14	0	49	-1	16	-2	10	0	11	63	-1	26	-2	
LU		24	-9	51	11	11	-2	3	-6	11	75	2	14	-8	
HU		25	3	41	1	20	-1	8	-4	6	66	4	28	-5	
MT		21	-9	53	3	9	-2	2	-3	15	74	-6	11	-5	
NL		22	4	40	2	24	-3	9	-4	5	62	6	33	-7	
AT		28	3	41	3	16	-7	11	0	4	69	6	27	-7	
PL		26	2	52	3	10	-6	2	-1	10	78	5	12	-7	
PT		26	-3	55	4	11	1	0	-4	8	81	1	11	-3	
RO		24	-2	43	3	19	3	4	-6	10	67	1	23	-3	
SI		22	3	42	4	23	-1	9	-5	4	64	7	32	-6	
SK		15	1	50	4	15	-4	6	-4	14	65	5	21	-8	
FI		20	-2	49	7	18	-6	6	-1	7	69	5	24	-7	
SE		22	-3	48	10	17	-4	7	-3	6	70	7	24	-7	
UK		25	4	41	0	15	-3	6	-2	13	66	4	21	-5	






























QH5.6 To what extent do you agree or disagree with each of the following statements?

Providing financial assistance to developing countries is an effective way to reduce inequalities in these countries (%)

		Totally agree	Tend to agree	Tend to disagree	Totally disagree	Don't know	Total 'Agree'	Total 'Disagree'
EU28		25	44	17	6	8	69	23
BE		19	50	22	7	2	69	29
BG		20	41	14	10	15	61	24
CZ		11	43	24	13	9	54	37
DK		27	43	19	4	7	70	23
DE		25	41	21	5	8	66	26
EE		6	35	32	14	13	41	46
IE		35	46	10	2	7	81	12
EL		37	45	12	3	3	82	15
ES		49	37	7	2	5	86	9
FR		20	44	18	9	9	64	27
HR		23	54	15	4	4	77	19
IT		26	49	14	4	7	75	18
CY		50	43	5	0	2	93	5
LV		14	37	21	12	16	51	33
LT		12	50	18	10	10	62	28
LU		20	51	14	4	11	71	18
HU		24	44	20	7	5	68	27
MT		20	56	6	3	15	76	9
NL		14	32	35	13	6	46	48
AT		24	44	17	10	5	68	27
PL		25	54	11	2	8	79	13
PT		27	56	11	0	6	83	11
RO		24	46	17	4	9	70	21
SI		19	46	23	7	5	65	30
SK		14	51	16	5	14	65	21
FI		15	52	19	6	8	67	25
SE		18	47	22	8	5	65	30
UK		24	41	17	6	12	65	23






























QH5.7 To what extent do you agree or disagree with each of the following statements?

Providing financial assistance to developing countries is an effective way to strengthen the EU's influence in the world (%)

		Totally agree	Tend to agree	Tend to disagree	Totally disagree	Don't know	Total 'Agree'	Total 'Disagree'
EU28		24	46	16	5	9	70	21
BE		18	52	21	6	3	70	27
BG		22	41	12	8	17	63	20
CZ		13	41	23	12	11	54	35
DK		26	45	15	4	10	71	19
DE		22	45	19	5	9	67	24
EE		6	43	25	11	15	49	36
IE		36	44	10	3	7	80	13
EL		31	54	9	3	3	85	12
ES		44	40	8	2	6	84	10
FR		21	42	17	9	11	63	26
HR		25	53	12	4	6	78	16
IT		22	50	15	5	8	72	20
CY		48	44	4	0	4	92	4
LV		21	39	14	9	17	60	23
LT		15	58	12	5	10	73	17
LU		15	56	13	3	13	71	16
HU		25	45	18	7	5	70	25
MT		20	51	7	2	20	71	9
NL		13	34	36	11	6	47	47
AT		21	43	19	11	6	64	30
PL		25	55	9	2	9	80	11
PT		27	57	8	0	8	84	8
RO		24	48	16	3	9	72	19
SI		20	50	20	6	4	70	26
SK		15	50	15	5	15	65	20
FI		11	47	23	6	13	58	29
SE		18	44	24	7	7	62	31
UK		23	42	15	6	14	65	21

June 2019

QH6 In your opinion, how important do you think the role of private companies in the sustainable development of developing countries should be?
(%)

		Very important		Fairly important		Not very important		Not at all important		Don't know	Total 'Important'		Total 'Not Important'	
		June 2019	Diff. June 2019 - June-July 2018	June 2019	Diff. June 2019 - June-July 2018	June 2019	Diff. June 2019 - June-July 2018	June 2019	Diff. June 2019 - June-July 2018		June 2019	Diff. June 2019 - June-July 2018	June 2019	Diff. June 2019 - June-July 2018
UE28		22	-10	53	5	12	3	3	0	10	75	-5	15	3
BE		17	-9	61	4	18	5	3	1	1	78	-5	21	6
BG		21	-7	43	7	9	0	6	3	21	64	0	15	3
CZ		12	-6	50	-1	20	4	6	2	12	62	-7	26	6
DK		25	0	52	5	15	-2	2	-2	6	77	5	17	-4
DE		25	-9	52	6	12	2	2	-2	9	77	-3	14	0
EE		8	-2	40	-2	23	1	7	0	22	48	-4	30	1
IE		32	-15	51	12	9	4	1	-1	7	83	-3	10	3
EL		25	-17	55	9	11	6	1	0	8	80	-8	12	6
ES		32	-8	52	4	7	2	2	1	7	84	-4	9	3
FR		21	-10	48	2	12	1	7	1	12	69	-8	19	2
HR		16	-11	64	11	11	-1	3	-1	6	80	0	14	-2
IT		14	-12	57	3	16	9	3	1	10	71	-9	19	10
CY		47	-4	39	0	4	0	0	-1	10	86	-4	4	-1
LV		15	-1	47	-1	19	1	6	1	13	62	-2	25	2
LT		10	-9	58	5	13	2	3	2	16	68	-4	16	4
LU		24	-11	55	7	10	2	2	0	9	79	-4	12	2
HU		17	-7	63	12	11	0	2	-3	7	80	5	13	-3
MT		22	-13	55	6	6	-1	1	-1	16	77	-7	7	-2
NL		28	-9	50	2	16	5	3	2	3	78	-7	19	7
AT		25	-9	46	2	14	1	6	3	9	71	-7	20	4
PL		15	-10	62	4	9	3	2	1	12	77	-6	11	4
PT		15	-14	79	14	2	-1	0	0	4	94	0	2	-1
RO		19	-17	50	10	18	6	4	1	9	69	-7	22	7
SI		21	-4	51	5	18	2	4	0	6	72	5	22	2
SK		12	-10	58	7	15	3	4	1	11	70	-3	19	4
FI		14	-6	50	-3	24	5	4	1	8	64	-9	28	6
SE		39	-15	45	12	10	2	3	1	3	84	-3	13	3
UK		27	-11	51	10	9	1	3	0	10	78	-1	12	1

